



Y.LIN ELECTRONICS CO.,LTD.

Data Sheet

Customer: E2
Part No: YL3535/P/22/15Z-270-C
Sample No: _____
Description: 3535 UV SMD
Item No: _____

Customer			
Check	Inspection	Approval	Date

Y.LIN			
Drawn	Check	Approval	Date
			2020/6/22

TEL:0769-87181888

FAX:0769-87187333

E-mail:yonglin@y-lin.com [Http://www.yong-lin.net](http://www.yong-lin.net)


Mainland address:NO.3 Xinguang Road,Jinhe the third Industrial Zone,Zhangmutou Town

Dongguan Guangdong China



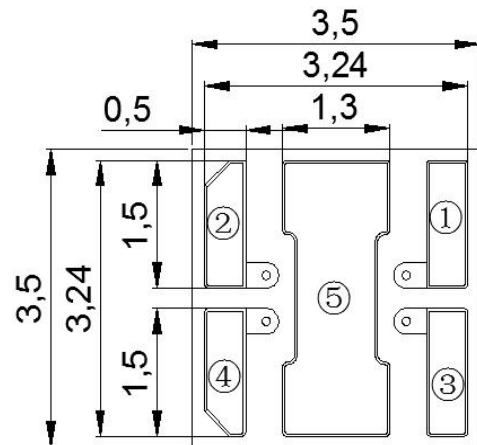
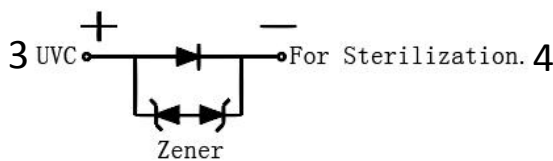
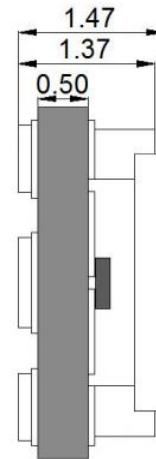
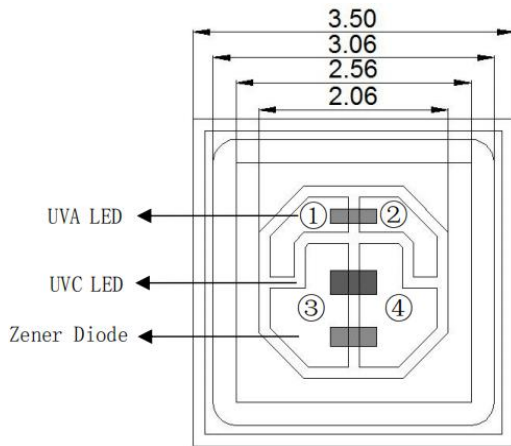
Features:

- . Reflow Solderable
- . High Luminous Intensity and Low Power Dissipation
- . Good Reliability and Long Life
- . Complied With RoHS Directive



Applications

- . Applied to sterilization
- . Air and water purification
- . Ultraviolet detection and communication technology
- . Food processing and preservation, food and beverage packaging, fresh storage, etc
- .Medical care, dermatological treatment, etc



Bottom view

Notes:

- 1 . All dimension units are millimeters.
2. All dimension tolerance is $\pm 0.2\text{mm}$ unless otherwise noted.

Y.LIN ELECTRONICS CO.,LTD.

YL3535/P/22/15Z-270-C

Selection Guide

Part No.	Chip Materials	Lens Type	Radiant Flux(mW) @ 100mA			Viewing Angle
			Min	Typ	Max	2θ1/2
YL3535/P/22/15Z-270-C	Purple (InGaN)UVC	Water Clear	9	12	15	120
			Radiant Flux(mW) @ 20mA			
	Purple (InGaN)UVA		70	100	150	

Note:

- 1.2θ1/2 is the angle from optical centerline where the luminous intensity is 2θ1/2 the optical centerline value.
- 2.The above luminous intensity measurement allowance tolerance ±10%

Electrical / Optical Characteristics at Ta=25°C

Parameter	Symbol	Min.	Typ.	Max	Units	test conditions
Forward Voltage	V _F (UVC)	5	6	7	V	IF=100mA
	V _F (UVA)	2.8	3	3.4		IF=20mA
Reverse Current	I _R	--	--	10	uA	VR = 5V
Half wave width	λ _Δ	--	15	--	nm	IF=100mA
Peak wavelength	λ _p (UVC)	270	277	280		
	λ _p (UVA)	390	400	410		IF=20mA

Absolute Maximum Ratings at Ta=25°C

Parameter	Symbol	Rating	Units
DC Forward Current	IF(UVC)	100	mA
	IF(UVA)	20	
Peak Forward Current [1]	IFP(UVC)	200	mA
	IFP(UVA)	120	
Reverse Voltage	VR	5	V
Operating Temperature	T _{opr}	-40~+85	°C
Storage Temperature	T _{stg}	-40~+100	

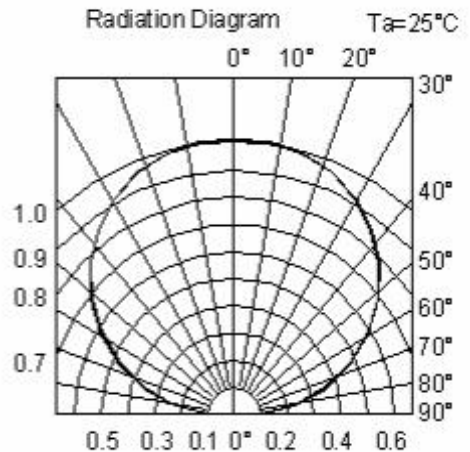
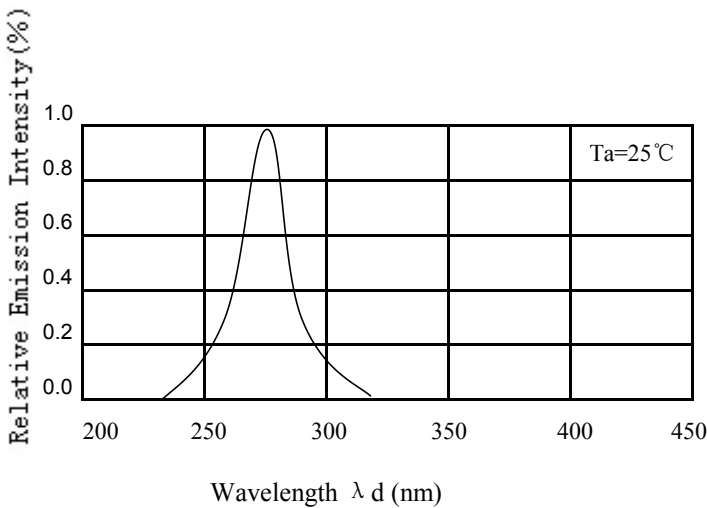
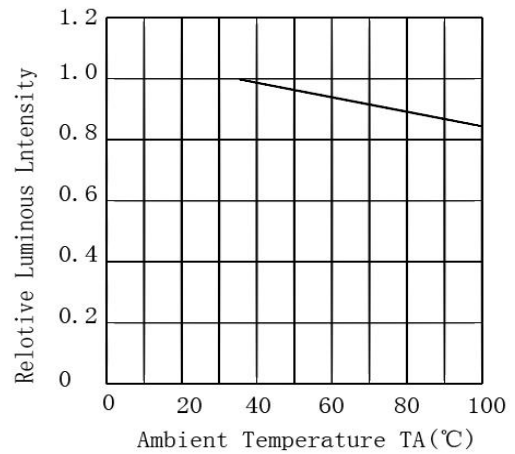
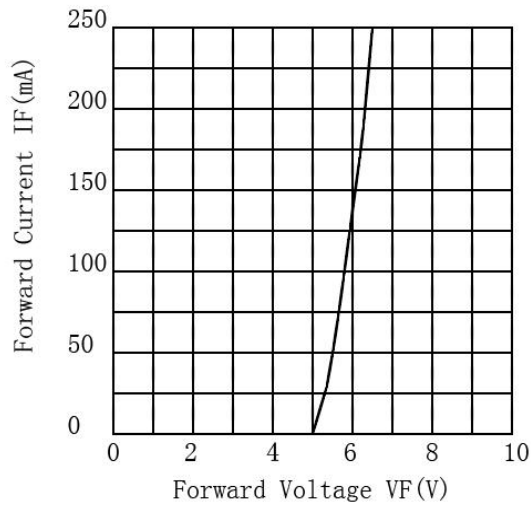
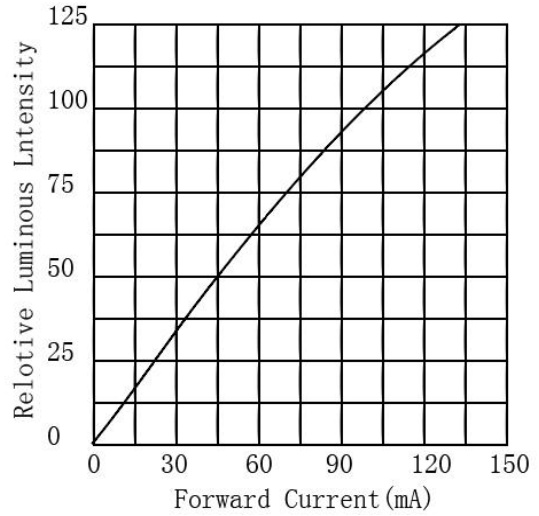
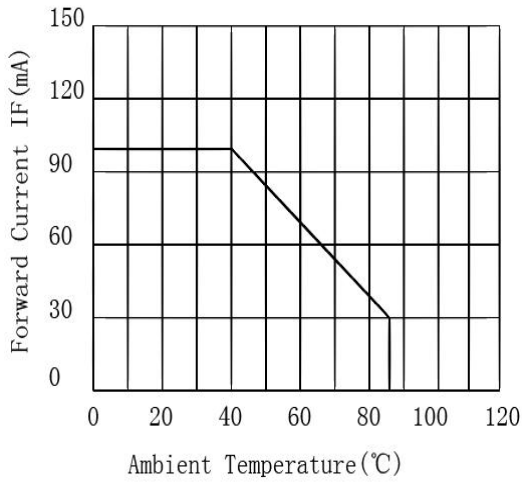
Note:

1. 1/10 Dut cycle,0.1ms pulse width.
2. The above forward voltage measurement allowance tolerance ±0.1V.
3. The tolerance of wave length:±1nm.



YL3535/P/22/15Z-270-C

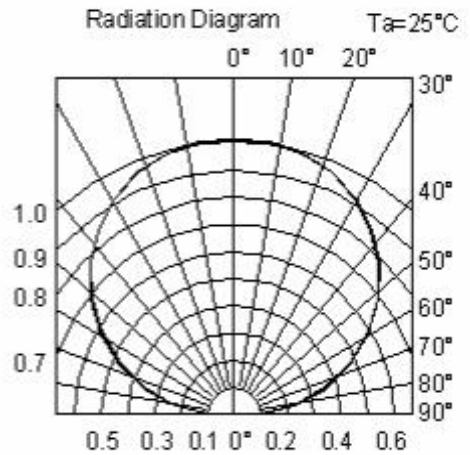
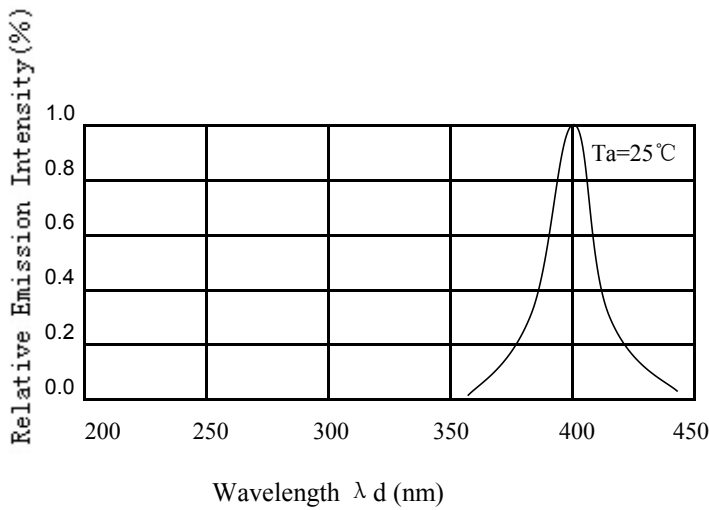
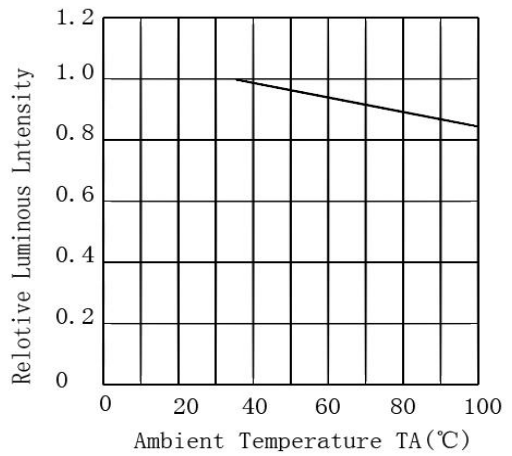
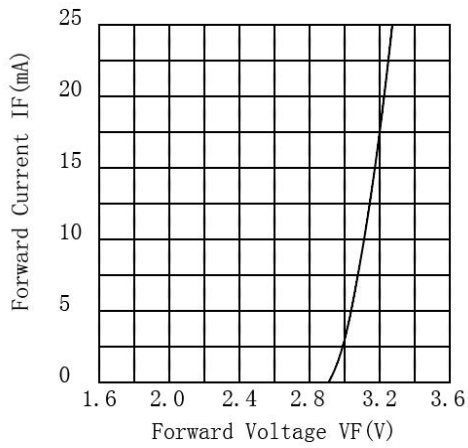
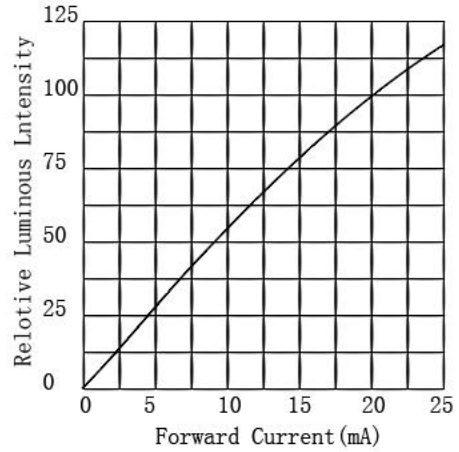
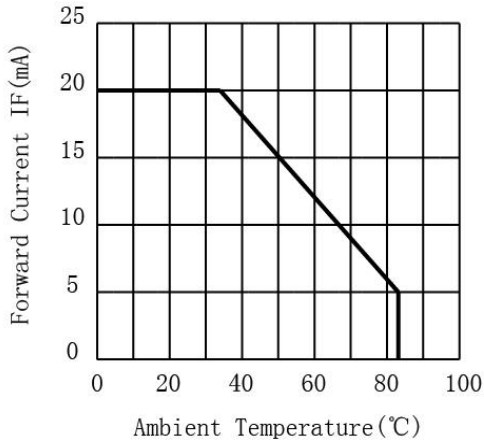
Typical optical characteristics curves(UVC)





YL3535/P/22/15Z-270-C

Typical optical characteristics curves(UVA)





Reliability Test Items And Conditions

Test Items	Ref.Standard	Test conditions	Time	Quantity	Ac/Re
Reflow Soldering	JESD22-B106	Temp.:260°C±5°C Min.5sec.	3 times.	22Pcs.	0/1
Temperature Cycle	JESD22-A104	100°C±5°C 30 min. ↑↓5 min -40°C±5°C 30 min.	100 Cycles	22Pcs.	0/1
High Temperature Storage	JESD22-A103	Temp:100°C±5°C	1000Hrs	22Pcs.	0/1
Low Temperature Storage	JESD22-A119	Temp:-40°C±5°C	1000Hrs	22Pcs.	0/1
Life Test	JESD22-A108	Ta=25°C±5°C IF=100mA	1000Hrs	22Pcs.	0/1
High temperature and high humidity storage experiment	JESD22-A101	85°C±5°C/ 85%RH	1000Hrs	22Pcs.	0/1

Criteria For Judging Damage

Test Items	Symbol	Test conditions	Criteria For Judgement	
			Min.	Max.
Forward Voltage	VF	IF=100mA		U.S.L*)x1.1
Reverse Current	IR	VR = 5V		U.S.L*)x2.0
Luminous intensity	IV	IF=100mA	L.S.L*)x0.7	

U.S.L: Upper standard level L.S.L: Lower standard level

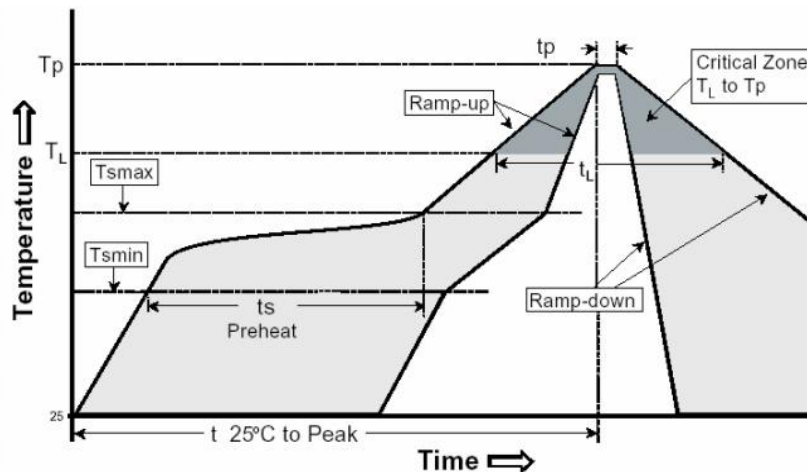
The technical information shown in the data sheets are limited to the typical characteristics and circuit examples of the referenced products.It does not constitute the warranting of industrial property nor the granting of any license.



SMT Reflow Soldering Instructions

1. The number of reflow soldering shall not exceed two times, and the time from the second processing to the first completion shall not exceed 168H
2. When soldering, do not put stress on the LEDs during heating.
3. Reflow temperature distribution (Acc.to J-STD-020D)

Profile Feature	
Average ramp-up rate (TL to Tp)	3°C/second max.
Preheat	
-Temperature Min(TSmin)	100°C
-Temperature Max(TSmax)	130°C
-Time(min to max)(ts)	60-120 seconds
Maintain high temperature for a limited time: temperature (TL)	160°C
Maintain high temperature for a limited time: time (tl)	Up to 60 seconds
Peak Temperature(Tp)	180°C
Time within 5°C of actual Peak Temperature(tp)	10-30 seconds
Ramp-down Rate	6°C/second max.
Time 25°C to Peak Temperature	8 minutes max.

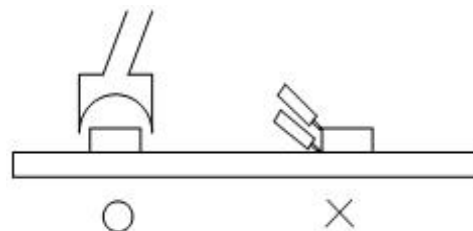


Soldering iron

1. When hand soldering, the temperature of the iron must be less than 300°C for 3 seconds
2. The hand solder should be done only one time

Repairing

Repair should not be done after the LEDs have been soldered. When repairing is unavoidable, a double-head soldering iron should be used (as below figure). It should be confirmed in advance whether the characteristics of LEDs will or will not be damaged by repairing.





Storage

This product uses sealing anti-moisture antistatic packaging, and with desiccant, humidity card.

Before packaging is opened:

- 1、 The storage environment is: the ambient temperature should be maintained between 5 °C and 30 °C, and the relative humidity should be maintained within 60 % RH. When the storage time of the product exceeds 6 months, the product must be rebaked for use.
- 2、 Please check that the package is leaking before opening. If it has leaked, please re-bake and use it or return to the plant to dehumidify.

After opening the package:

- 1、 After opening the package, check whether the humidity card has a discoloration phenomenon. For example, 30 % of the humidity card indicates discoloration. Please remove the material from the bag and use it after dehumidifying 24H at 65 °C.
- 2、 Environmental conditions: The ambient temperature should be kept between ≤ 30 °C and relative humidity
The lower 60 % RH should be maintained.
- 3、 if the material is not produced after exposure in the workshop for more than 168hours, the product must be put back in the oven, dehumidified with 65 °C 24H, and then can be used again. If the material is not produced after 336 hours of exposure in the workshop, return the material to the SMD plant for high temperature dehumidification.

- 4、 When the material is dehumidified, please do not open the oven in the middle, so that the oven temperature will not drop to the dehumidification effect.

Please refer to the following operating methods when the material needs to be dehumidified



Correct way: material desiccant need to remove the bag, use the way of hanging baked



Wrong way: the material is dehumidified without removing the bag, in a stacking manner



ESD

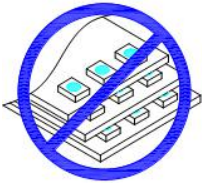
Static Electricity will damage the LED.

The following steps can reduce the likelihood of ESD causing product damage

- 1.All productive machinery and test instruments must be electrically grounded.
- 2.Use a conductive wrist band or anti-electostatic glove when handling these LEDs.
- 3.Manintain a humidity level of 50%RH or higher in production areas.
- 4.Use anti-static packaging for transport and storage.

Handling Precautions

- 1.Do not stack the assembled PCB together. This may scratch the surface of the product or damage the circuit.
- 2.Not available in the situation of acidity for PH.
- 3.Electrostatic sensitive device




Product access and installation:

This product is an electrostatic sensitive product, please pay attention to electrostatic protection. Before using the product, please confirm whether the work surface and production equipment are grounded. The operator must wear an electrostatic bracelet and gloves.



When picking and placing the product, use tweezers to hold both sides, avoid holding the front lens, and avoid direct contact with your hands. The lens is a fragile component. Improper operations such as knocking, shaking, prying, and squeezing can easily cause the lens to crack (special attention).



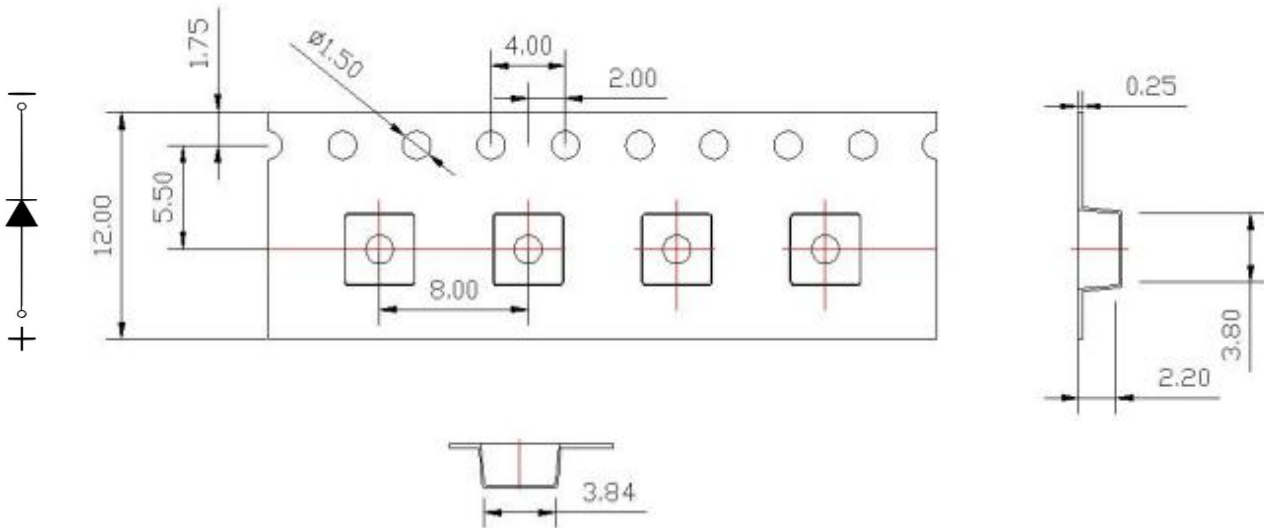
This product emits deep ultraviolet light after normal power-on, direct exposure may cause damage to human skin and eyes. It is recommended to wear protective clothing, gloves and goggles during operation/use. It is strictly prohibited to directly irradiate ultraviolet rays or look directly at ultraviolet rays without taking protective measures.



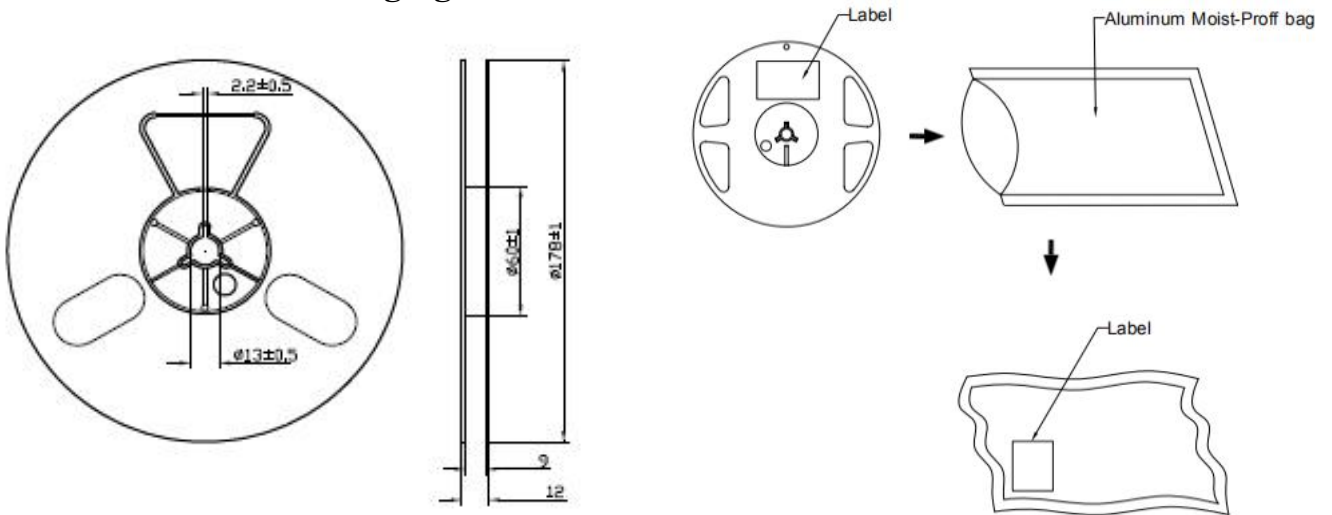


YL3535/P/22/15Z-270-C

Carrier tape: 1000PCS/reel

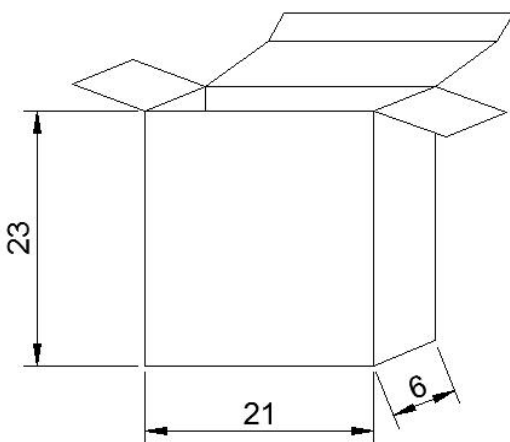


Moisture Resistant Packaging



Cardboard Box

Maximum packing quantity (5 packs of material)



Maximum packing quantity (27 bags of material or 5 small boxes)

