

PC LED 450 RGBW DMX

An infinite rainbow of pure colours,
an adjustable CCT white range ... and much more
in a bright 450W RGBW LED planoconvex fixture



TECHNICAL SPECIFICATIONS



ENTERTAINMENT



ARCHITECTURAL



GREENLINE

- Halogen, Mains
- Halogen, Low Voltage
- Discharge
- LED White
- LED Tunable White
- LED RGB
- LED RGBW

PC LED 450 RGBW DMX

Light performances higher than a 2000-2500W halogen lamp fixture with only 450W power, a life 30 times longer, the internal dimming facility in DMX /RDM and a zoom from 9° spot to 70° even flood, make this flexible fixture ideal for theatre, TV, concerts and rental companies.

All the world is a stage.

PC LED 450 RGBW DMX

Housing made of strong aluminium die-cast structure with excellent ventilation for the best heat dissipation.



MAIN FEATURES

Powerful:

The 450W chip gives a light output higher than a 2 kW halogen lamp in white light and like a 2,5 kW for the most important colours

Flexible:

- ✓ Zoom from 9° spot to 70° even field flood
- ✓ More than 16 millions of pure colours in RGBW configuration
- ✓ Selectable CCT white control from 3000 to 6500K
- ✓ Cyan Magenta Yellow configuration compatible with subtractive colour systems
- ✓ "Hue and Saturation" direct control for the research of the most sophisticated "nuance"

- ✓ Slave and master set up for quick control of large installations
- ✓ 8 or 16 bit control for extra soft dimming even at very low levels
- ✓ RDM function for faster setup and control

Cost saving:

- ✓ Only 450W of energy, instead of 2-2,5 kW
- ✓ Over 30.000 hours LED life
- ✓ No cost for lamps and for their replacements
- ✓ No external dimmer required. Dimmer is built in the fixture with DMX control
- ✓ Simplified installation wiring: no dedicated dimmed lines required

- ✓ Less heat generated for air conditioning saving
- ✓ Dimming light really means dimming costs
- ✓ No costs for scrollers and filters maintenance

Safe:

- ✓ No hot parts in the housing
- ✓ No IR and UV emissions thus allowing the lighting of valuable products
- ✓ No high voltage ignition
- ✓ No mercury or radioactive components

OPTIONAL VERSIONS

- Pole operated tilt, pan and zoom
- DMX controlled motorised yoke

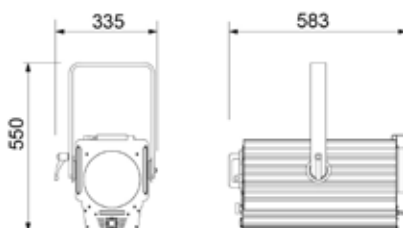
ACCESSORIES

- Colour filter frame
- 4 leaf barn doors
- Hook clamps for 30 - 50 mm. trusses
- Safety rope with spring hook

ELECTRICAL SPECIFICATIONS

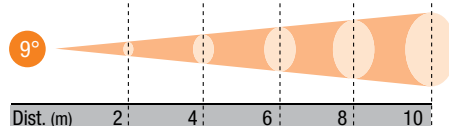
500W, 100-240V, 50/60Hz

DIMENSIONS (mm)



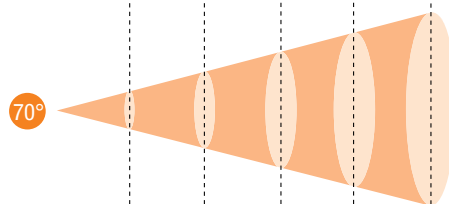
PHOTOMETRIC DATA (*)

| | | | | | |
|-------|--------|--------|-------|-------|-------|
| Lux | 79.983 | 19.996 | 8.887 | 4.999 | 3.199 |
| ∅ (m) | 0,3 | 0,6 | 0,9 | 1,3 | 1,6 |



| | | | | | |
|-----------|---|---|---|---|----|
| Dist. (m) | 2 | 4 | 6 | 8 | 10 |
|-----------|---|---|---|---|----|

| | | | | | |
|-------|-------|-------|-----|------|------|
| Lux | 6.583 | 1.646 | 731 | 411 | 263 |
| ∅ (m) | 2,8 | 5,6 | 8,4 | 11,2 | 14,0 |



| | | | | | |
|-----------|-----|-----|-----|-----|------|
| Dist. (m) | 2,0 | 4,0 | 6,0 | 8,0 | 10,0 |
|-----------|-----|-----|-----|-----|------|

(*) (performance according to LED available on July 2016)