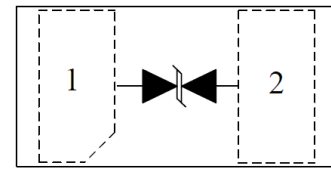


Features

- 80 Watts Peak Pulse Power per Line ($t_p = 8/20\mu s$)
- Bidirectional Configuration
- Protects One Power or I/O Port
- ESD Protection > 40 kilovolts
- Low Clamping Voltages



DFN0603

IEC Compatibility (EN61000-4)

- IEC 61000-4-2 (ESD) : $\pm 30kV$ (air), $\pm 30kV$ (contact)
- IEC 61000-4-4 (EFT) :40A (5/50ns)
- IEC 61000-4-5(Surge): 8A, 8/20 μs

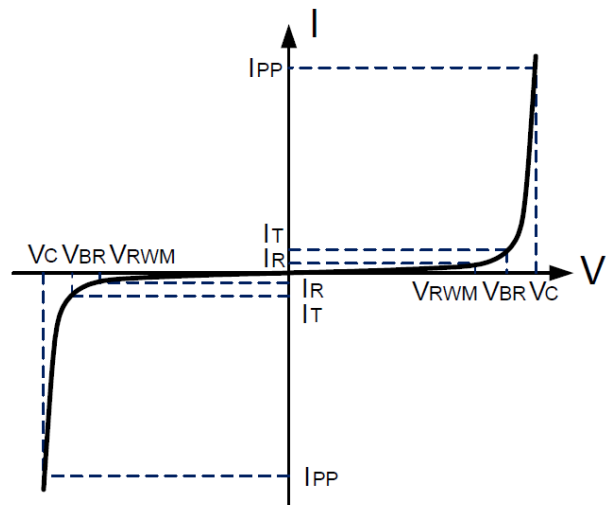
Applications

- Ethernet - 10/100/1000 Base T
- Cellular Phones
- Handheld - Wireless Systems
- Personal Digital Assistant (PDA)
- USB Interface

Electrical Parameters

Parameter	Symbol	Value	Units
Peak pulse power ($t_p=8/20\mu s$)	P_{PP}	80	Watts
Operating Temperature	T_J	-55 $^{\circ}C$ ~125 $^{\circ}C$	$^{\circ}C$
Storage Temperature	T_{STG}	-55 $^{\circ}C$ ~150 $^{\circ}C$	$^{\circ}C$

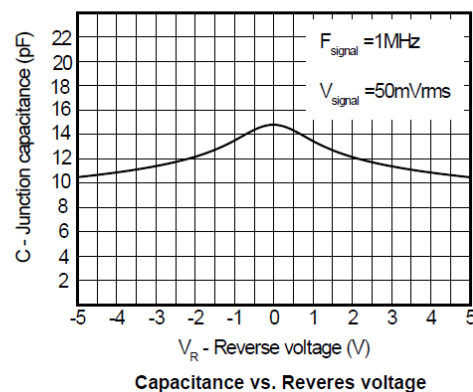
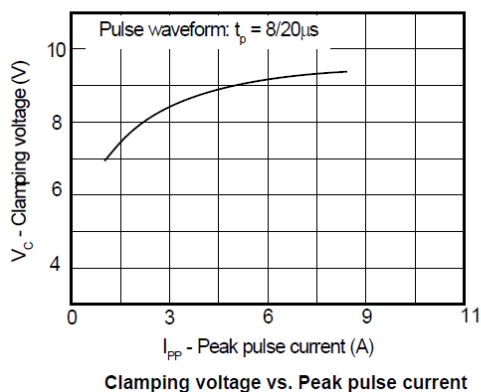
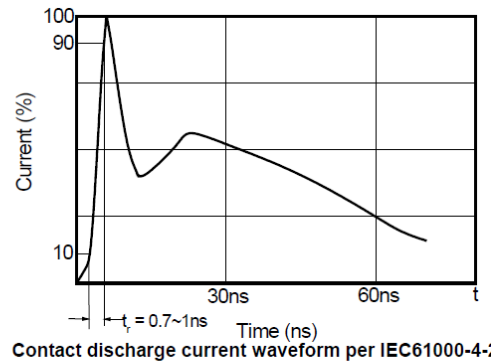
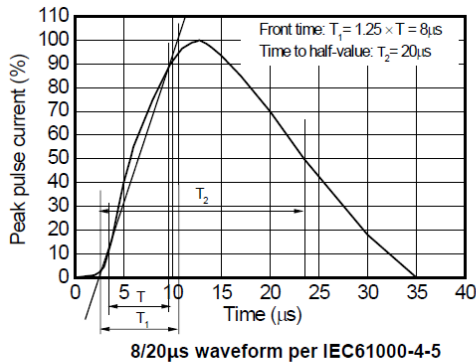
Symbol	Parameter
I_{PP}	Maximum Reverse Peak Pulse Current
V_C	Clamping Voltage @ I_{PP}
V_{RWM}	Working Peak Reverse Voltage
I_R	Maximum Reverse Leakage Current @ V_{RWM}
V_{BR}	Breakdown Voltage @ I_T
I_T	Test Current
I_F	Forward Current
V_F	Forward Voltage @ I_F

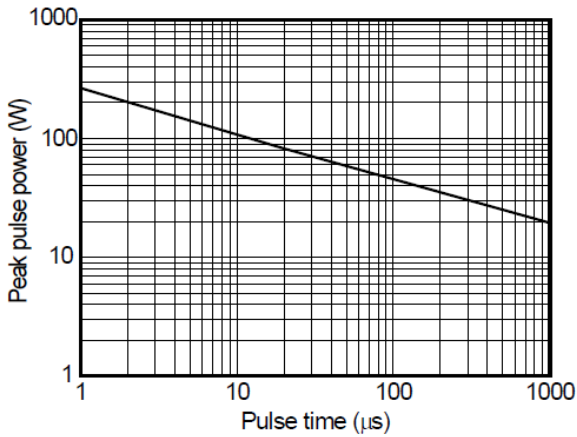


Ratings and characteristic curves ($T_A=25^{\circ}\text{C}$ unless otherwise noted)

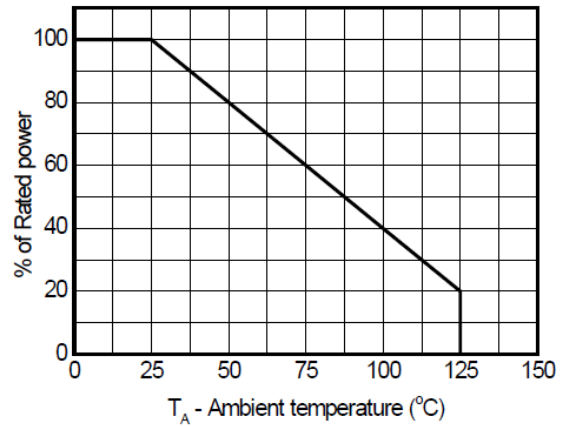
Parameter	Symbol	Condition	Min	Max	Units
Reverse Stand-off Voltage	V_{RWM}	Pin2 to 1/Pin1 to 2		5.0	V
Reverse Breakdown Voltage	$V_{BR}(\text{min})$	$I_Z=1\text{mA}$	5.5		V
Reverse Leakage Current	$I_R(\text{max})$	@ V_{RWM}		0.1	μA
Clamping Voltage	V_C	$I_{PP}=8\text{A}$ $t_p=8/20\mu\text{s}$		9.5	V
Peak Pulse Current	I_{PP}	$t_p=8/20\mu\text{s}$	8		A
Junction Capacitance	$C_{i/o}$	Pin capacitance to GND. $V_{dc}=0\text{V}, f=1\text{MHz}$		20	pf

Typical Characteristics





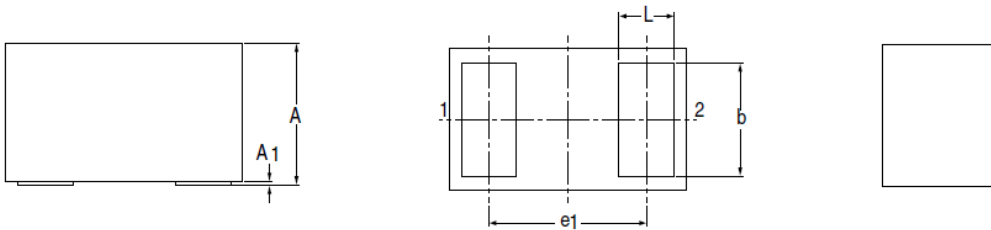
Non-repetitive peak pulse power vs. Pulse time



Power derating vs. Ambient temperature

Dimensions

DFN0603



Dimensions

	Unit	A ⁽¹⁾	A ₁	b	D	E	e ₁	L
max		0.32	0.0076	0.25	0.325	0.625		0.15
nom							0.4	
min		0.28		0.23	0.275	0.575		0.13

Note

- 1. Dimension A is including coating foil thickness.
- 2. The marking bar indicates the cathode.

atten (Unit: mm)

Recommended Mounting Pad Layout Unit:mm

