

Features

- 450 Watts Peak Pulse Power per Line (tp = 8/20μs)
- Bidirectional Configuration
- Protects One Power or I/O Port
- ESD Protection > 40 kilovolts
- Low Clamping Voltages

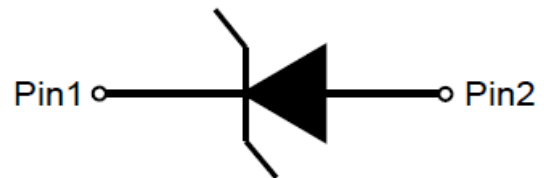


IEC Compatibility (EN61000-4)

- IEC 61000-4-2 (ESD) :±30kV (air), ±30kV (contact)
- IEC 61000-4-4 (EFT) :40A (5/50ns)
- IEC 61000-4-5(Surge): 50A, 8/20μs

Applications

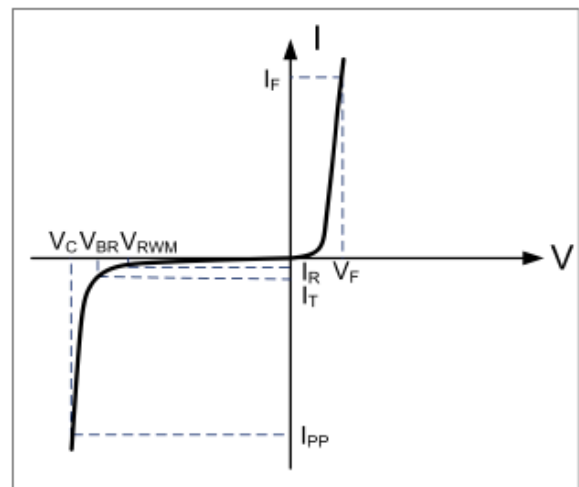
- Ethernet - 10/100/1000 Base T
- Cellular Phones
- Handheld - Wireless Systems
- Personal Digital Assistant (PDA)
- USB Interface



Electrical Parameters

Parameter	Symbol	Value	Units
Peak pulse power (tp=8/20us)	P _{PP}	450	Watts
Operating Temperature	T _J	-55°C~125°C	°C
Storage Temperature	T _{STG}	-55°C~150°C	°C

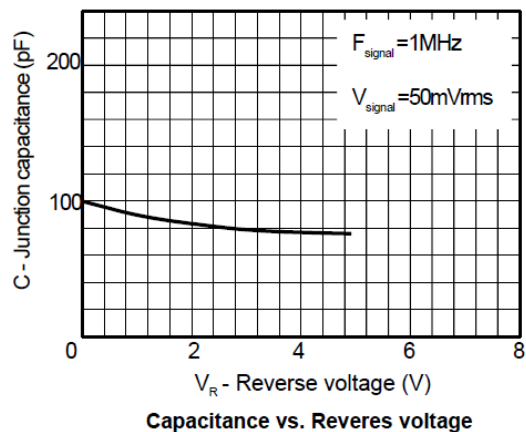
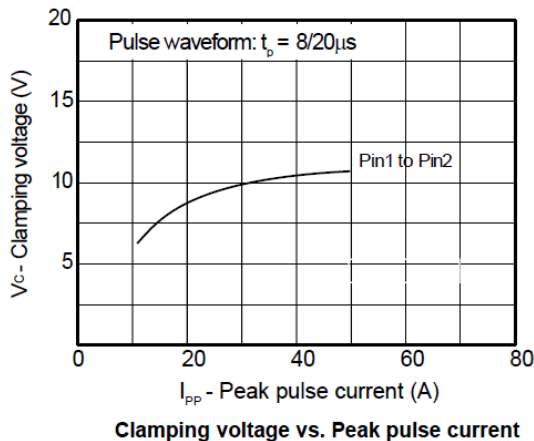
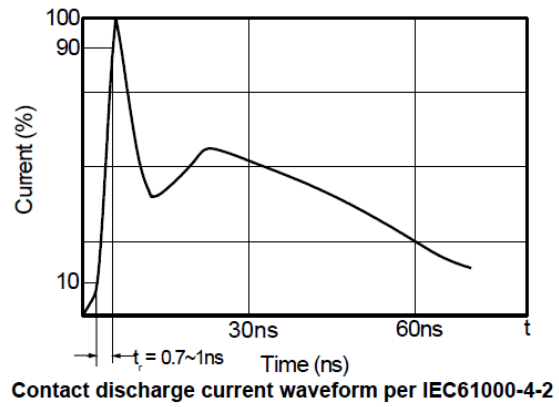
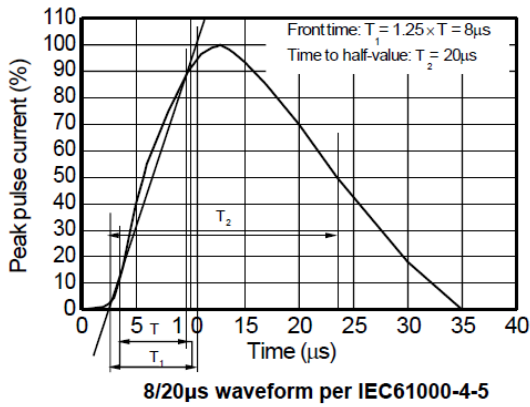
Symbol	Parameter
I _{PP}	Maximum Reverse Peak Pulse Current
V _C	Clamping Voltage @ I _{PP}
V _{RWM}	Working Peak Reverse Voltage
I _R	Maximum Reverse Leakage Current @ V _{RWM}
V _{BR}	Breakdown Voltage @ I _T
I _T	Test Current
I _F	Forward Current
V _F	Forward Voltage @ I _F

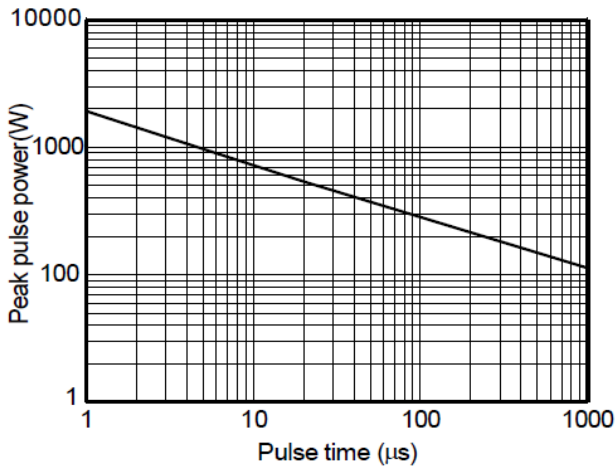


Ratings and characteristic curves ($T_A=25^{\circ}C$ unless otherwise noted)

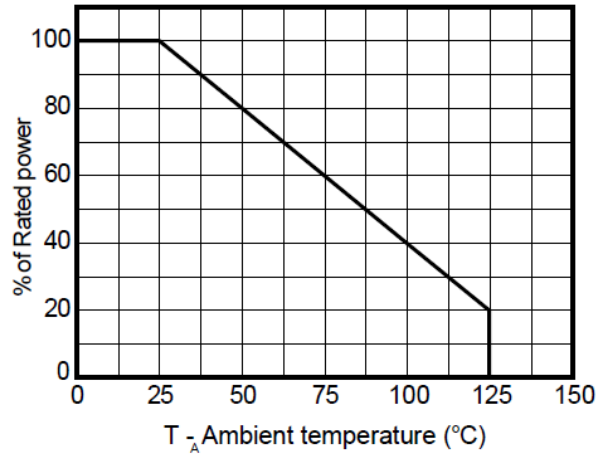
Parameter	Symbol	Condition	Min	Max	Units
Reverse Stand-off Voltage	V_{RWM}	Pin2 to 1/Pin1 to 2		5	V
Reverse Breakdown Voltage	$V_{BR}(min)$	$I_Z=1mA$	5.5	7.5	V
Reverse Leakage Current	$I_R(max)$	@ V_{RWM}		0.5	μA
Clamping Voltage	V_C	$I_{PP}=50A$ $t_p=8/20\mu s$		10.5	V
Peak Pulse Current	I_{PP}	$t_p=8/20\mu s$	50		A
Junction Capacitance	$C_{I/O}$	Pin capacitance to GND. $V_{dc}=0V, f=1MHZ$		150	pf

Typical Characteristics



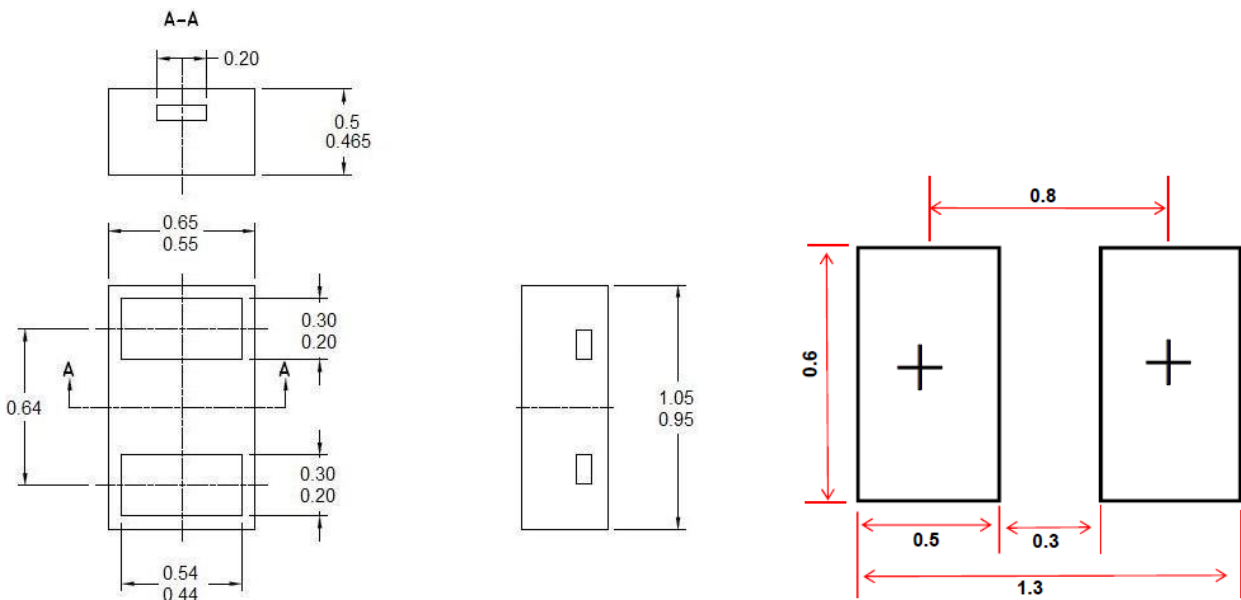


Non-repetitive peak pulse power vs. Pulse time



Power derating vs. Ambient temperature

Dimensions



Marking	Package	Shipping
5V	DFN1006-2L	10000/Tape&Reel