



HOW TO ORDER

S **1** **2** **01** **R**

Slide Switch
Termination Type
 M:S.M.T
 D:snap-in
Operating Direction
 H:Horizontal
 V:Vertical
Circuit
 1:1 pole 2:2 throw
Travel, see the table
No.
Package Style
 □=Bulk
 R=Reel (only for S.M.T)

C	D	E	F	G	H
1.5	2.0	2.5	3.0	3.5	4.0

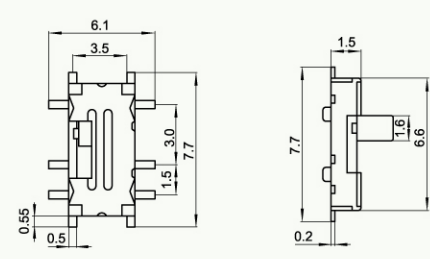
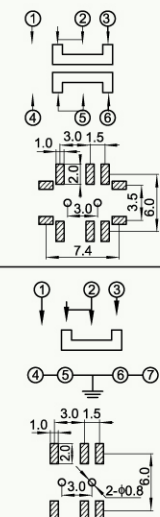
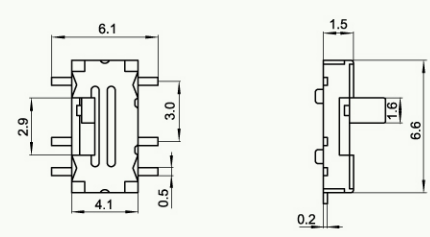
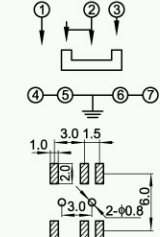
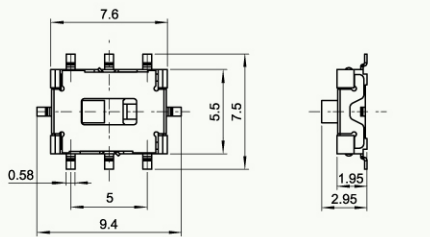
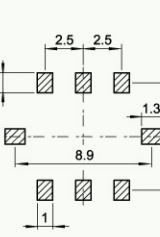
◆ Features

- Ultraminiature surface mount
- Low profile of 1.5mm height
- Double pole & double throw type
- Reflow solderable
- RoHS compliant

◆ SPECIFICATION

Items		Standard
Operating temperature range		-10℃ to +70℃
Electrical performance	Rating	300mA. 4V DC
	Insulation resistance	100MΩ min. 100V DC
	Dielectric strength	250V AC for 1 min.
	Contact resistance	70mΩ max.
Durability	Lifetime	10,000 Cycles min
Mechanical performance	Operating force	2C-2P:200 ± 50gf
	Travel	1.5 ± 0.2mm

◆ DIAGRAM

No.	Dimensions	Circuit Diagram
		PCB Layout
1	● SVM-22C07 	
2	● SVM-22C08 	
3	● SVM-22C09 	

SLIDE SERIES