

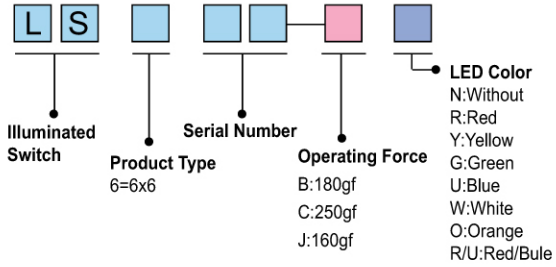
# ILLUMINATED SERIES

## 6.0x6.0 Led Built-in Type

ILLUMINATED SWITCH



### HOW TO ORDER



### ◆ FEATURES

- Various LED Color available
- Cap available
- LED Built-in type
- Partial output terminal can be used as jumper pin

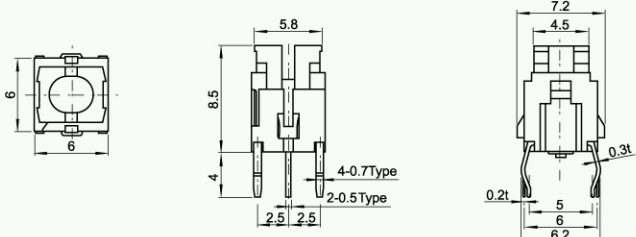
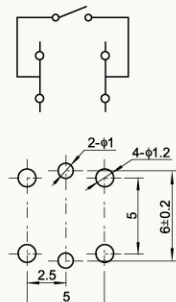
### ◆ APPLICATIONS

- Server
- Laptop, IPC
- Set-top box
- Visual Audio

### ◆ SPECIFICATION

Items		Standard
Operating temperature range		-25℃ to +85℃
Electrical performance	Rating	100mA, 30V DC
	Insulation resistance	100MΩ min. 100V DC
	Dielectric strength	250V AC for 1 min.
	Contact resistance	100mΩ max.
Durability	Lifetime	J: B=500,000Cycles C=300,000Cycles
Mechanical performance	Operating force	J: 160gf B: 180gf C: 250gf
	Travel	0.25 ± 0.1mm

### ◆ DIAGRAM

No.	Dimensions	Circuit Diagram
		PCB Layout
1	<p>● LS605</p> 	
2	<p>● LS606</p> 