



厦门钨业

洛阳金鹭硬质合金工具有限公司

地址:中国(河南)自由贸易试验区洛阳片区高新区辛店镇滨河北路68号

电话:+86-379-61101686-1290(国内销售部) 传真:+86-379-61101766

邮箱:geotools@cxtc.com 网址:www.xtcgtl.com

邮编:471000

LUOYANG GOLDEN EGRET GEOTOOLS CO.,LTD.

ADD:No.68,North Road,National High&New TECH Industry Zone,Luoyang,Henan,China

TEL:+86-379-61101686-1290

Fax:+86-379-61101766

Email:geotools@cxtc.com

Http:en.xtcgtl.com

PC:471000



股票代码 厦门钨业 600549
STOCK CODE OF XTC 600549
2021 Version



顶锤式钎具产品册 Top Hammer Tools Product Catalogue



洛阳金鹭硬质合金工具有限公司
Luoyang Golden Egret Geotools Co.,Ltd.



目录

CONTENTS



- 厦钨简介.....03
XTC Introduction
- 企业简介.....05
Introduction
- 螺纹连接钎头.....11
Thread Drill Bits
- 螺纹连接钻杆.....11
Thread Drill Rods
- 螺纹连接套.....12
Coupling Sleeve
- 钎尾.....27
Shank Adapter
- 液压凿岩机.....41
Hydraulic Rock Drill
- 应用案例.....52
Application Case
- 资质证书.....56
Qualification Certificate
- 营销网络.....59
Sales Distribution Network



厦门钨业

厦门钨业是在上海证券交易所上市的集团型股份公司，中国上市公司500强、国家重点高新技术企业、国家火炬计划钨材料产业基地、国家首批发展循环经济示范企业。


厦门钨业主要从事钨精矿、钨钼中间制品、粉末产品、丝材板材、硬质合金、切削工具等各种钨系列产品；稀土氧化物、稀土金属、稀土发光材料、磁性材料和稀土贮氢、系列锂电池材料等各种稀土材料和能源新材料的生产、销售与研发。公司拥有从钨钼矿山→冶炼→深加工→钨钼二次资源回收的完整钨产业链，以及稀土矿山开发、冶炼加工、稀土新材料、科研应用等完整的稀土产业体系。依托厦钨设有“国家钨材料工程技术研究中心”和“能源新材料研究中心”。

厦钨以“让员工实现自我价值，使用户得到满意服务，为股东取得丰厚回报，与社会共谋和谐发展”为宗旨，将继续发展资金、技术、设备和人才等优势，持续创新，占领技术制高点，为打造最具竞争实力的国际性一流公司而不懈奋斗。

Xiamen Tungsten Co., Ltd.(XTC) is a group company that listed on Shanghai Stock Exchange, and it is one of top 500 listed companies of China, key Hi-Tech enterprise of China, Tungsten Material Industrial Base of National Torch Program, and the first batch of national model enterprise in developing circular economy.

XTC specializes in producing, selling and doing R & D in various of tungsten series including tungsten concentrate, semi product of tungsten molybdenum, powder product, wire plate, cemented carbide and cutting tools etc.; various of rare earth material and new energy material including rare earth oxide, rare earth metal, rare earth luminescent materials, magnetic materials and lithium battery materials. XTC has a complete tungsten industrial chain from own tungsten molybdenum mine, melting, deep processing end up to secondary resources recovery of tungsten molybdenum, and it also equipped with a complete rare earth industrial system which including development of rare earth mining, smelting processing, new rare earth material and scientific application. Depend on “China National R&D Centre for Tungsten Technology” and “New Energy& New Material Research Centre”, XTC is being developed with the purpose to “achieving self-value by employees, satisfying customers by service,cheering up stockholders by profitable, building up harmony society by enterprise development“,managing to be the most competitive international enterprise with sustainable innovation, sufficient capital, advanced equipment, and talented employees.


 35 家控股子公司
Holding Subsidiaries

 21 个事业部
Business Divisions

 32 亿美元总资产
Total Assets Hundred Million USD

 19.6 亿美元收入
Revenue Hundred Million USD

 763+ 个专利
Patents

 12000+ 名员工
Employees

洛阳金鹭

洛阳金鹭硬质合金工具有限公司，成立于2012年，是国有上市公司厦门钨业股份有限公司100%投资的“金鹭”系硬质合金骨干企业。公司注册资金10.5亿元人民币，一期投资13亿元人民币。主要从事钨粉末产品、硬面材料产品、硬质合金顶锤、硬质合金辊环、复合片基体、凿岩工程工具等钨系列产品的生产与销售。

自公司成立以来，公司坚持走专业化、精细化发展道路，生产的“金鹭”系列产品以安全可靠的品质、完善的售后服务体系迅速赢得市场；客户遍布全球二十多个工业发达国家和地区。

公司以“使员工实现价值，让用户满意，实现共赢发展”为使命，以技术创新和管理创新为引领，专注解决耐磨、破碎、压制等工业难题，努力打造世界一流的凿岩工程工具、硬质合金、硬面材料制造商和服务商。

Founded in 2012 with a registered capital of 1.05 billion RMB, Luoyang Golden Egret Geotools Company, as one of the cemented carbide backbones of “Golden Egret” and wholly-owned by its parent company XTC, is dedicated to the production and marketing of the high quality tungsten products including tungsten powders, hard-facing materials, carbide anvils, carbide roll rings, carbide substrates for PDC bit, mining and earth work drilling tools. 1.3 billion RMB was invested into the first phase of its construction.

Since the establishment of XTC Luoyang, the company has adhered to the path of professional and refined development. The “Golden Egret” series of products have quickly won the market with its safe and reliable quality and complete after-sales service system, obtaining customers all over the world in more than 20 industrial developed countries and areas.

We take “to realize staff's self-worth, to satisfy the users, to achieve win-win development” as our mission. Being guided by the innovations of technology and management, we focus on solving industrial problems such as wear resistance, crushing and pressing, striving to build a world-class manufacturer and service provider in the fields of mining and earth work drilling tools, carbide alloys and hard-facing materials.



33 公顷占地面积
Hectare Land Occupation



1.5 亿美元总资产
Total Assets Hundred Million USD




700+ 名员工
Employees



产业链图
Industrial chain

厦钨集团拥有从矿石开采到硬质合金深加工产品的一体化钨产业链：


- ◎ 从钨源头上控制原材料，保证原料供应及成品品质的稳定；
- ◎ 有效整合资源，降低生产成本、维持价格稳定、增强下游行业的竞争力；
- ◎ 厦钨掌控全球约30%高品位钨资源，年产超3万吨钨冶炼产品，为世界最大的钨品生产和供应基地。



XTC has an integrated industrial chain from ore to deep processing on cemented carbide:

- ◎ We can ensure adequate raw materials and stable product quality from controlling the very beginning raw materials.
- ◎ Our price can be kept stable and enhance competitiveness for the downstream industry by effectively integrating the cost.
- ◎ XTC is the biggest tungsten production and supply base. It controls almost 30% high grade of tungsten resource in the world and produces more than 30,000 tons tungsten products annually.

合金顶锤 Carbide Anvils 合金辊环 Carbide Roll Ring 复合片基体 Carbide Substrates for PCD




硬质合金 Cemented Carbide



顶锤式钎具 Top Hammer Tools

硬面材料 Hard-facing Materials



等离子堆焊粉 PTA/Laser Cladding Powder 热喷涂粉 Thermal Spray Powder 硬质合金球粒 Carbide Pellet 破碎合金 Carbide Grit 管状焊条 Tubular Welding Rod



导向扩孔钎头 Pilot-Reaming Bits

扩孔钎头 Dome-Reaming Bits

通用钎头 Normal Bits

易返钎头 Retrac Bits

锥度钎头 Tapered Bits



制粉车间

Powder Process Workshop



RTP车间

RTP Workshop



硬面材料车间

Hard-Facing Material Workshop



合金制品车间

Alloy Products Workshop



凿岩工具车间

Rock Drilling Tools Workshop

螺纹连接钎头 Threaded Drill Bits

螺纹连接钎头包括通用型、易返型和扩孔型三个系列，具有固齿力强、使用寿命长、耐磨耐冲击等优势，广泛用于巷道掘进、井下、露天开采、锚固支护、隧道以及大型工程建设等工况。

Threaded drill bits include three series of general type, retrac type and reamer type, which have the advantages of strong tooth retention, long service life, high wear resistance and impact resistance, and are widely used in tunneling, underground mining, open-pit mining, anchoring and construction projects.



螺纹连接钎杆 Threaded Drill Rods

洛阳金鹭钎杆种类齐全，可满足不同工况用户需求。具有耐磨性好、寿命长、不断钎、不脱扣等优势，更好确保工人工作安全，大大减少更换时间，提高效率，降低综合成本。

广泛用于矿山采掘、隧道建设、水利水电等工程建设领域。

Luoyang Golden Egret has a complete range of drill rods, which can meet the needs of users in various working conditions. It has the advantages of high wear resistance and long work life. It keeps working without broken and fallen off, which could ensure the safety of workers, and greatly reduce the replacement time to improve efficiency and reduce overall costs.

It is widely used in mining, tunneling, hydropower and other construction fields



产品技术优势 The Technology Advantage

- 自主研发的高耐磨性，高韧性合金，适应不同工况需求；
- 优异的棒体性能，具有耐磨性好，韧性好等优点；
- 高精度机加工设备、真空热处理设备、精密检测仪器；
- 专业的产品开发团队和技术服务团队，提供最佳匹配工况的产品设计。

The self-developed high wear resistance and high toughness alloy can meet the needs of various working conditions.

Excellent body performance has high wear resistance and toughness.

High-precision machining equipment, vacuum heat treatment equipment, precision testing instruments to ensure the stable quality;

Professional product development and technical service team to provide best solutions to match working conditions



螺纹连接钎头编码规则

Code Rule for Threaded Drill Bits

| | |
|-------------|--|
| T | 字段—类别码, T: 螺纹; Code—Category,T for thread; |
| D | 字段—合金齿形状, Z: 锥齿, D: 弹齿, Q: 球齿; Code—Carbide button shape, Z: Ogive Button, D: Ballistic Button, Q: Spherical Button; |
| 045 | 字段—钎头最大直径, 单位: mm, 例如: 045; Code—Maximum diameter of bit, Unit: mm, example: 045; |
| T | 字段—钎头裤体类型, T: 通用型, Y: 易返式, D: 导向式, K: 扩孔式; Code—Bit body type, T: Regular type, Y: Retrac type, D: Guide type, K: Reaming type; |
| P | 字段—钎头端面类型, P: 平面型, A: 凹面型, T: 凸面型; Code—Bit head shape, P: Flat face, A: Concave face, T: Convex face; |
| 35 | 字段—边齿倾角, 30°、35°、40°等; Code—Gauge-button angle, 30°, 35°, 40°ect; |
| 0610 | 字段—边齿数量及大小, 例: 0610, 06: 边齿6个, 10: 边齿直径φ10; Code—Gauge button quantity and size, example: 0601, 06: gauge buttons, 10: gauge button size; |
| 0308 | 字段—中齿数量及大小, 例: 0308, 03: 中齿3个, 08: 中齿直径φ8, 若中齿出现两种以上大小合金的布齿方式, 布齿方式仅表示到次中齿, 其他中齿的布齿方式使用X表示, 例: PLWQ076YA3508120411X; Code—Front button quantity and size, example: 0308, 03: front buttons, 08: front button size, the code would only show one size of front button and represent another one by X, if there were more than one size of front button, example: PLWQ076YA3508120411X; |
| R32 | 字段—钎头连接类型; Code—Threaded type; |
| F | 字段—裤体材质代码。 Code—Appendix code. |

螺纹连接钎杆编码规则

Code Rule for Threaded Drill Rods



| | |
|-------------|--|
| E | 字段—钎杆类型, E表示接杆钎杆, MF表示快换钎杆, G表示通用钎杆; Code—Appendix code; |
| D | 字段—钎杆外形, D表示圆形杆体钎杆, H表示六角形杆体钎杆; Code—Rod shape, D indicate round section, H indicate hexagon section; |
| 56 | 字段—杆体公称尺寸, 用两位数表示, 单位: mm; Code—Two numbers for the nominal diameter of rod, Unit: mm; |
| -T45 | 字段—钎杆螺纹连接类型 (左端); Code—Thread type of left rod end; |
| T45- | 字段—钎杆螺纹连接类型 (右端); Code—Thread type of right rod end; |
| 1830 | 字段—钎杆长度, 单位: mm。 Code—Rod length, Unit: mm. |

螺纹连接套编码规则


Code Rule for Threaded Coupling Sleeve

| | |
|-------------|--|
| CS | 字段—CS: 连接套; Code—CS: Coupling sleeve; |
| -37 | 字段—连接套外径, 单位: mm; Code—Diameter of coupling sleeve, Unit: mm; |
| ×127 | 字段—连接套长度, 单位mm; Code—Length of coupling sleeve, Unit: mm; |
| -R25 | 字段—钎杆螺纹连接类型 (左端); Code—Threaded type of left end; |
| R25 | 字段—钎杆螺纹连接类型 (右端)。 Code—Threaded type of right end. |

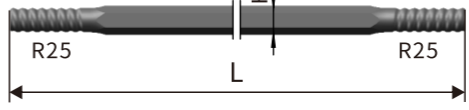
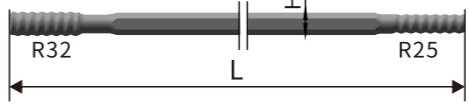
螺纹连接钎头R23 (29/32") R23(29/32") Threaded Drill Bits

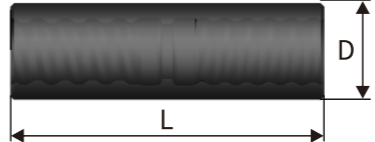
| 钎头 Drill Bit | 产品型号 Part No. | 钎头直径 Diam. | | 合金数量×直径 Button Size (mm) | | 水孔数量 Flushing Hole | | 边齿倾角 Gauge Angle | 重量 Weight (kg) |
|---|------------------------|---------------|---------|-----------------------------|-------|-----------------------|-------|---------------------|-------------------|
| | | mm | Inch | Gauge | Front | Gauge | Front | | |
|  | TD033TP3505070207-R23F | 33 | 1 5/16" | 5×7 | 2×7 | 1 | 1 | 35° | 0.3 |
| | TD035TP3505080207-R23F | 35 | 1 3/8" | 5×8 | 2×7 | 2 | 1 | 35° | 0.4 |
| | TD038TP3005090207-R23F | 38 | 1 1/2" | 5×9 | 2×7 | 1 | 1 | 30° | 0.5 |
| | TD041TP3005090208-R23F | 41 | 1 5/8" | 5×9 | 2×8 | 1 | 1 | 30° | 0.5 |
| | TD045TP3505100209-R23F | 45 | 1 3/4" | 5×10 | 2×9 | 1 | 2 | 35° | 0.6 |
| | TD051TP3505110210-R23F | 51 | 2" | 5×11 | 2×10 | 2 | 1 | 35° | 0.7 |
|  | TD045TP4006090308-R23F | 45 | 1 3/4" | 6×9 | 3×8 | 1 | 3 | 40° | 0.6 |

螺纹连接钎头R25 (1") R25 (1") Threaded Drill Bits

| 钎头 Drill Bit | 产品型号 Part No. | 钎头直径 Diam. | | 合金数量×直径 Button Size (mm) | | 水孔数量 Flushing Hole | | 边齿倾角 Gauge Angle | 重量 Weight (kg) |
|---|------------------------|---------------|----------|-----------------------------|-------|-----------------------|-------|---------------------|-------------------|
| | | mm | Inch | Gauge | Front | Gauge | Front | | |
|  | TD033TP3005070207-R25F | 33 | 1 5/16" | 5×7 | 2×7 | 1 | 1 | 30° | 0.4 |
| | TD035TP3505080207-R25F | 35 | 1 3/8" | 5×8 | 2×7 | 2 | 1 | 35° | 0.4 |
| | TD037TP3505090207-R25F | 37 | 7/16" | 5×9 | 2×7 | 2 | 1 | 35° | 0.4 |
| | TD038TP3505090207-R25F | 38 | 1 1/2" | 5×9 | 2×7 | 2 | 1 | 35° | 0.5 |
| | TD038TP3005090207-R25F | 38 | 1 1/2" | 5×9 | 2×7 | 2 | 1 | 30° | 0.5 |
| | TD041TP3505090208-R25F | 41 | 1 5/8" | 5×9 | 2×8 | 1 | 1 | 35° | 0.5 |
| | TQ043TP3505100208-R25F | 43 | 1 11/16" | 5×10 | 2×8 | 1 | 1 | 35° | 0.5 |
| | TD043TP3506090308-R25F | 43 | 1 11/16" | 6×9 | 3×8 | 1 | 3 | 35° | 0.6 |
| | TD045TP3506090308-R25F | 45 | 1 3/4" | 6×9 | 3×8 | 1 | 3 | 35° | 0.6 |
| | TD041YP3506080308-R25F | 41 | 1 5/8" | 6×8 | 3×8 | 1 | 3 | 35° | 0.6 |
|  | TD045YA3506100308-R25F | 45 | 1 3/4" | 6×10 | 3×8 | 1 | 3 | 35° | 0.7 |

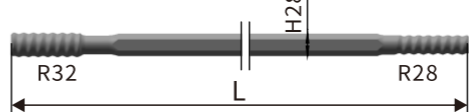
注：除以上常用规格以外，可根据客户不同要求生产各种特殊规格产品
Remarks: Other specification bits are available according to customers requirements.

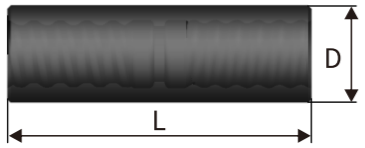
| 钎杆 Drill Rod | 螺纹类型 Thread Type | 产品型号 Part No. | 中空钢杆规格 Rod Spec | 长度 Length | |
|---|---------------------|-------------------|--------------------|--------------|-----|
| | | | | mm | ft |
|  | R25 | GH25-R25/R25-915 | H25 | 915 | 3' |
| | | GH25-R25/R25-1220 | | 1220 | 4' |
| | | GH25-R25/R25-1525 | | 1525 | 5' |
| | | GH25-R25/R25-1830 | | 1830 | 6' |
| | | GH25-R25/R25-2435 | | 2435 | 8' |
| | | GH25-R25/R25-3050 | | 3050 | 10' |
|  | R25 | GH25 R32/R25-1870 | H25 | 1870 | 6' |
| | | GH25-R32/R25-2175 | | 2175 | 7' |
| | | GH25-R32/R25-2475 | | 2475 | 8' |
| | | GH25-R32/R25-2630 | | 2630 | 8' |
| | | GH25-R32/R25-2785 | | 2785 | 9' |
| | | GH25 R32/R25-2935 | | 2935 | 9' |
| | | GH25-R32/R25-3090 | | 3090 | 10' |
| | | GH25-R32/R25-3340 | | 3340 | 10' |
| | | GH25-R32/R25-3700 | | 3700 | 12' |

| 连接套 Coupling | 产品型号 Part No. | 外径 Out Diam. (mm) | 长度 Length (mm) | 螺纹类型 Thread Type |
|--|-------------------|----------------------|-------------------|---------------------|
|  | CS-35×150-R25/R25 | 35 | 150 | R25/R25 |

螺纹连接钎头R28 (1 1/8") R28 (1 1/8") Threaded Drill Bits

| 钎头 Drill Bit | 产品型号 Part No. | 钎头直径 Diam. | | 合金数量×直径 Button Size (mm) | | 水孔数量 Flushing Hole | | 边齿倾角 Gauge Angle | 重量 Weight (kg) |
|---|------------------------|---------------|----------|-----------------------------|-------|-----------------------|-------|---------------------|-------------------|
| | | mm | Inch | Gauge | Front | Gauge | Front | | |
|  | TQ038TP3505090207-R28F | 38 | 1 1/2" | 5×9 | 2×7 | 1 | 1 | 35° | 0.4 |
| | TD038TP3005090207-R28F | 38 | 1 1/2" | 5×9 | 2×7 | 1 | 1 | 30° | 0.4 |
| | TQ041TP3005090208-R28F | 41 | 1 5/8" | 5×9 | 2×8 | 2 | 1 | 30° | 0.5 |
| | TD041TP3005090208-R28F | 41 | 1 5/8" | 5×9 | 2×8 | 2 | 1 | 30° | 0.5 |
| | TD043TP3505090208-R28F | 43 | 1 11/16" | 5×9 | 2×8 | 2 | 1 | 35° | 0.6 |
| | TD045TP3506090308-R28F | 45 | 1 3/4" | 6×9 | 3×8 | 1 | 3 | 35° | 0.6 |
|  | TD051TP3506100309-R28F | 51 | 2" | 6×10 | 3×9 | 1 | 3 | 35° | 0.7 |

| 钎杆 Drill Rod | 螺纹类型 Thread Type | 产品型号 Part No. | 中空钢杆规格 Rod Spec | 长度 Length | |
|---|---------------------|-------------------|--------------------|--------------|-----|
| | | | | mm | ft |
|  | R28 | GH28-R32/R28-2475 | H28 | 2475 | 8' |
| | | GH28-R32/R28-2785 | | 2785 | 9' |
| | | GH28-R32/R28-3090 | | 3090 | 10' |
| | | GH28-R32/R28-3700 | | 3700 | 12' |
| | | GH28-R32/R28-4305 | | 4305 | 14' |

| 连接套 Coupling | 产品型号 Part No. | 外径 Out Diam. (mm) | 长度 Length (mm) | 螺纹类型 Thread Type |
|---|-------------------|-------------------------|----------------------|---------------------|
|  | CS-44×150-R28/R32 | 44 | 150 | R28/R32 |

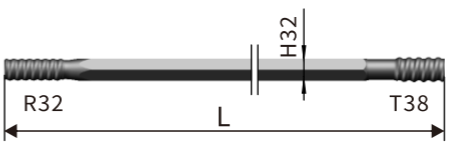
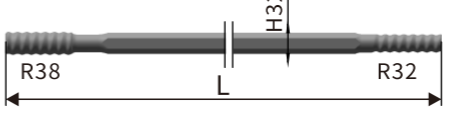
螺纹连接钎头R32 (1 1/4") R32 (1 1/4") Threaded Drill Bits

| 钎头 Drill Bit | 产品型号 Part No. | 钎头直径 Diam. | | 合金数量×直径 Button Size (mm) | | 水孔数量 Flushing Hole | | 边齿倾角 Gauge Angle | 重量 Weight (kg) |
|---|------------------------|---------------|----------|--------------------------------|-------|-----------------------|-------|------------------------|----------------------|
| | | mm | Inch | Gauge | Front | Gauge | Front | | |
|  | TD041TP3505090208-R32F | 41 | 1 5/8" | 5×9 | 2×8 | 2 | 1 | 35° | 0.6 |
| | TD043TP3505100208-R32F | 43 | 1 11/16" | 5×10 | 2×8 | 1 | 1 | 35° | 0.7 |
| | TQ043TP3505100208-R32F | 43 | 1 11/16" | 5×10 | 2×8 | 1 | 1 | 35° | 0.7 |
| | TQ045TP3505110209-R32F | 45 | 1 3/4" | 5×11 | 2×9 | 2 | 1 | 35° | 0.8 |
| | TD048TP3505110209-R32F | 48 | 1 7/8" | 5×11 | 2×9 | 2 | 1 | 35° | 0.9 |
| TD051TP3505110210-R32F | 51 | 2" | 5×11 | 2×10 | 2 | 1 | 35° | 1.0 | |
|  | TD043TP3506090308-R32F | 43 | 1 11/16" | 6×9 | 3×8 | 1 | 3 | 35° | 0.7 |
| | TD045TP3506090308-R32F | 45 | 1 3/4" | 6×9 | 3×8 | 1 | 3 | 35° | 0.8 |
| | TD045TP3506100308-R32F | 45 | 1 3/4" | 6×10 | 3×8 | 1 | 3 | 35° | 0.8 |
| | TQ045TP3506100308-R32F | 45 | 1 3/4" | 6×10 | 3×8 | 1 | 3 | 35° | 0.8 |
| | TQ045TP3506100309-R32F | 45 | 1 3/4" | 6×10 | 3×9 | 3 | 3 | 35° | 0.8 |
| | TQ045TP4006090308-R32F | 45 | 1 3/4" | 6×9 | 3×8 | 1 | 3 | 40° | 0.8 |
| | TD045TP4006090308-R32F | 45 | 1 3/4" | 6×9 | 3×8 | 1 | 3 | 40° | 0.9 |
| | TQ048TP3506100309-R32F | 48 | 1 7/8" | 6×10 | 3×9 | 1 | 3 | 35° | 0.9 |
| | TD048TP3506100309-R32F | 48 | 1 7/8" | 6×10 | 3×9 | 1 | 3 | 35° | 0.9 |
| | TD051TP3506100309-R32F | 51 | 2" | 6×10 | 3×9 | 0 | 3 | 35° | 1.0 |
| TD051TP3506110309-R32F | 51 | 2" | 6×11 | 3×9 | 1 | 3 | 35° | 1.0 | |
| TQ051TP3506110309-R32F | 51 | 2" | 6×11 | 3×9 | 0 | 3 | 35° | 1.0 | |
| TD057TP3506110310-R32F | 57 | 2 1/4" | 6×11 | 3×10 | 1 | 3 | 35° | 1.2 | |
| TQ064TP3506120311-R32F | 64 | 2 1/2" | 6×12 | 3×11 | 2 | 1 | 35° | 1.3 | |
|  | TQ051TA3506100309-R32F | 51 | 2" | 6×10 | 3×9 | 0 | 3 | 35° | 1.0 |
| | TD057TA3506110310-R32F | 57 | 2 1/4" | 6×11 | 3×10 | 1 | 3 | 35° | 1.1 |
|  | TD064TA3506120311-R32F | 64 | 2 1/2" | 6×12 | 3×11 | 1 | 3 | 35° | 1.3 |
| | TD045YA3506100308-R32F | 45 | 1 3/4" | 6×10 | 3×8 | 1 | 3 | 35° | 0.8 |
|  | TQ051YA3506100309-R32F | 51 | 2" | 6×10 | 3×9 | 0 | 3 | 35° | 1.0 |
| | TD051YA3506100309-R32F | 51 | 2" | 6×10 | 3×9 | 0 | 3 | 35° | 1.0 |
|  | TD051YP3006110310-R32F | 51 | 2 1/4" | 6×11 | 3×10 | 1 | 3 | 30° | 1.3 |
| | TQ057YP3006110310-R32F | 57 | 2 1/4" | 6×11 | 3×10 | 1 | 3 | 30° | 1.3 |
|  | TQ064YP3508100410-R32F | 64 | 2 1/2" | 8×10 | 4×10 | 0 | 2 | 35° | 1.4 |

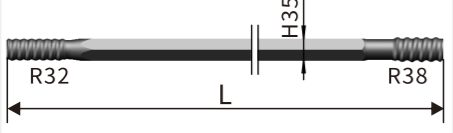
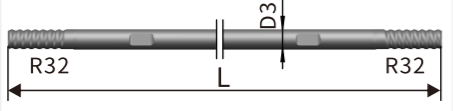
注：除以上常用规格以外，可根据客户不同要求生产各种特殊规格产品
Remarks: Other specification bits are available according to customers requirements.

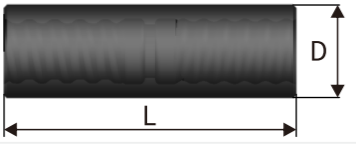
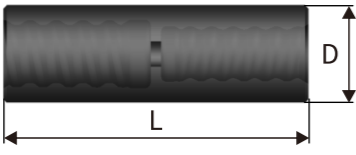
螺纹连接钎头R32 (1 1/4") R32 (1 1/4") Threaded Drill Bits

| 钎头 Drill Bit | 产品型号 Part No. | 钎头直径 Diam. | | 合金数量×直径 Button Size (mm) | | 水孔数量 Flushing Hole | | 边齿倾角 Gauge Angle | 重量 Weight (kg) |
|---|-------------------------|---------------|--------|--------------------------------|--------------|-----------------------|-------|------------------------|----------------------|
| | | mm | Inch | Gauge | Front | Gauge | Front | | |
|  | TQ076KP3508110710-R32F | 76 | 3" | 8×11 | 7×10 | 2 | 2 | 35° | 2.0 |
| | TD089KT3508110611X-R32F | 89 | 3 1/2" | 8×11 | 6×11 1×10 | 2 | 2 | 35° | 2.6 |
| | TQ102KP3508130613X-R32F | 102 | 4" | 8×13 | 6×13 1×11 | 0 | 2 | 35° | 3.2 |
|  | TQ076DP4008110411X-R32F | 76 | 3" | 8×11 | 4×11 4×9 | 0 | 2 | 35° | 2.0 |
| | TQ089DP4008120612X-R32F | 89 | 3 1/2" | 8×12 | 6×12 4×8 | 0 | 2 | 35° | 2.6 |
| | TQ102DP4008120612X-R32F | 102 | 4" | 8×12 | 6×12 4×8 | 0 | 2 | 35° | 3.2 |

| 钎杆 Drill Rod | 螺纹类型 Thread Type | 产品型号 Part No. | 中空钢杆规格 Rod Spec | 长度 Length | |
|---|---------------------|--------------------|--------------------|--------------|-----|
| | | | | mm | ft |
|  | R32 | MFD32-R32/R32-915 | D32 | 915 | 3' |
| | | MFD32-R32/R32-1220 | | 1220 | 4' |
| | | MFD32-R32/R32-1525 | | 1525 | 5' |
| | | MFD32-R32/R32-1830 | | 1830 | 6' |
| | | MFD32-R32/R32-3050 | | 3050 | 10' |
| | | MFD32-R32/R32-3660 | | 3660 | 12' |
|  | R32 | GH32-T38/R32-3700 | H32 | 3700 | 12' |
| | | GH32-T38/R32-4305 | | 4305 | 14' |
|  | R32 | GH35-T38/R32-3090 | H35 | 3090 | 10' |
| | | GH35-T38/R32-3700 | | 3700 | 12' |
| | | GH35-T38/R32-4305 | | 4305 | 14' |
| | | GH35-T38/R32-4915 | | 4915 | 16' |
| | | GH35-T38/R32-5525 | | 5525 | 18' |
| | | GH35-T38/R32-6135 | | 6135 | 20' |
|  | R32 | GH35-T38/R32-6440 | H32 | 6440 | 21' |
| | | GH32-R38/R32-3090 | | 3090 | 10' |
| | | GH32-R38/R32-3700 | | 3700 | 12' |
| | | GH32-R38/R32-4305 | | 4305 | 14' |
| | | GH32-R38/R32-4915 | | 4915 | 16' |

螺纹连接钎头R32(1 1/4") R32(1 1/4")Threaded Drill Bits

| 钎杆 Drill Rod | 螺纹类型 Thread Type | 产品型号 Part No. | 中空钢杆规格 Rod Spec | 长度 Length | |
|---|---------------------|-------------------|--------------------|--------------|-----|
| | | | | mm | ft |
|  | R32 | GH35-R38/R32-3090 | H35 | 3090 | 10' |
| | | GH35-R38/R32-3700 | | 3700 | 12' |
| | | GH35-R38/R32-4305 | | 4305 | 14' |
| | | GH35-R38/R32-4915 | | 4915 | 16' |
| | | GH35-R38/R32-5525 | | 5525 | 18' |
|  | R32 | ED32-R32/R32-2440 | D32 | 2440 | 8' |
| | | ED32-R32/R32-3050 | | 3050 | 10' |
| | | ED32-R32/R32-3660 | | 3660 | 12' |

| 连接套 Coupling | 产品型号 Part No. | 外径 Out Diam. (mm) | 长度 Length (mm) | 螺纹类型 Thread Type |
|---|-------------------|-------------------------|----------------------|---------------------|
|  | CS-45x170-R32/R32 | 45 | 170 | R32/R32 |
|  | CS-55x175-R32/R38 | 55 | 175 | R32/R38 |
| | CS-55x191-R32/T38 | 55 | 191 | R32/T38 |

螺纹连接钎头SR34(1 3/8") SR34(1 3/8")Threaded Drill Bits



| 钎头 Drill Bit | 产品型号 Part No. | 钎头直径 Diam. | | 合金数量×直径 Button Size (mm) | | 水孔数量 Flushing Hole | | 边齿倾角 Gauge Angle | 重量 Weight (kg) |
|---|-------------------------|---------------|--------|--------------------------------|-------|-----------------------|-------|------------------------|----------------------|
| | | mm | Inch | Gauge | Front | Gauge | Front | | |
|  | TD045TP3006100308-SR34F | 45 | 1 3/4" | 6×10 | 3×8 | 1 | 3 | 30° | 0.8 |
| | TQ045TP3505110209-SR34F | 45 | 1 3/4" | 5×11 | 2×9 | 2 | 1 | 35° | 0.8 |
| | TD051TP3506110309-SR34F | 51 | 2" | 6×11 | 3×9 | 1 | 3 | 35° | 1.0 |

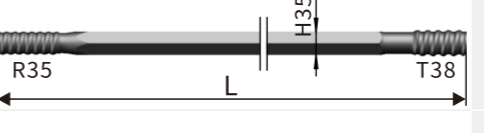
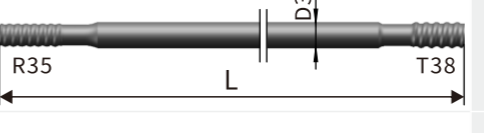
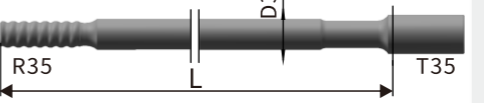
注：除以上常用规格以外，可根据客户不同要求生产各种特殊规格产品
Remarks: Other specification bits are available according to customers requirements.

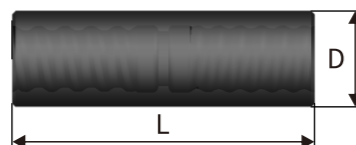
螺纹连接钎头TR35(1 3/8") TR35(1 3/8")Threaded Drill Bits

| 钎头 Drill Bit | 产品型号 Part No. | 钎头直径 Diam. | | 合金数量×直径 Button Size (mm) | | 水孔数量 Flushing Hole | | 边齿倾角 Gauge Angle | 重量 Weight (kg) |
|---|-------------------------|---------------|----------|--------------------------------|-------|-----------------------|-------|------------------------|----------------------|
| | | mm | Inch | Gauge | Front | Gauge | Front | | |
|  | TQ043TP3506090308-TR35F | 43 | 1 11/16" | 6×9 | 3×8 | 1 | 3 | 35° | 0.7 |
| | TD043TP3506090308-TR35F | 43 | 1 11/16" | 6×9 | 3×8 | 1 | 3 | 35° | 0.7 |
| | TD045TP3506090308-TR35F | 45 | 1 3/4" | 6×9 | 3×8 | 1 | 3 | 35° | 0.8 |
|  | TD048YP3506100309-TR35F | 48 | 1 7/8" | 6×10 | 3×9 | 1 | 3 | 35° | 0.9 |

螺纹连接钎头R35(1 3/8") R35(1 3/8")Threaded Drill Bits

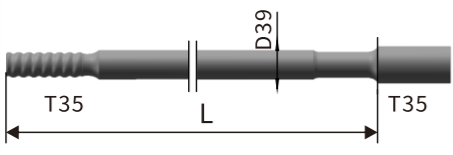
| 钎头 Drill Bit | 产品型号 Part No. | 钎头直径 Diam. | | 合金数量×直径 Button Size (mm) | | 水孔数量 Flushing Hole | | 边齿倾角 Gauge Angle | 重量 Weight (kg) |
|---|------------------------|---------------|--------|--------------------------------|-------|-----------------------|-------|------------------------|----------------------|
| | | mm | Inch | Gauge | Front | Gauge | Front | | |
|  | TD048TP3506100309-R35F | 48 | 1 7/8" | 6×10 | 3×9 | 1 | 3 | 35° | 0.9 |
| | TD051TP3506110309-R35F | 51 | 2" | 6×11 | 3×9 | 0 | 3 | 35° | 1.0 |
| | TD051TA3506100309-R35F | 51 | 2" | 6×10 | 3×9 | 0 | 3 | 35° | 1.0 |
|  | TD048TT3508090309-R35F | 48 | 1 7/8" | 8×9 | 3×9 | 1 | 3 | 35° | 0.9 |
| | TD051YA3506090309-R35F | 51 | 2" | 6×9 | 3×9 | 1 | 3 | 35° | 1.2 |

| 钎杆 Drill Rod | 螺纹类型 Thread Type | 产品型号 Part No. | 中空钢杆规格 Rod Spec | 长度 Length | |
|---|---------------------|--------------------|--------------------|--------------|-----|
| | | | | mm | ft |
|  | R35 | GH35-T38/R35-4305 | H35 | 4305 | 14' |
| | | GH35-T38/R35-4915 | | 4915 | 16' |
| | | GH35-T38/R35-5525 | | 5525 | 18' |
|  | R35 | ED39-T38/R35-4305 | D39 | 4305 | 14' |
| | | ED39-T38/R35-4915 | | 4915 | 16' |
| | | ED39-T38/R35-5525 | | 5525 | 18' |
| | | ED39-T38/R35-6135 | | 6135 | 20' |
|  | R35 | MFD39-T35/R35-4305 | D39 | 4305 | 14' |
| | | MFD39-T35/R35-4915 | | 4915 | 16' |
| | | MFD39-T35/R35-5525 | | 5525 | 18' |
| | | MFD39-T35/R35-6135 | | 6135 | 20' |

| 连接套 Coupling | 产品型号 Part No. | 外径 Out Diam. (mm) | 长度 Length (mm) | 螺纹类型 Thread Type |
|---|-------------------|-------------------------|----------------------|---------------------|
|  | CS-52×190-T38/R35 | 52 | 190 | T38/R35 |

螺纹连接钎头T35(1 3/8") T35(1 3/8")Threaded Drill Bits

| 钎头 Drill Bit | 产品型号 Part No. | 钎头直径 Diam. | | 合金数量×直径 Button Size (mm) | | 水孔数量 Flushing Hole | | 边齿倾角 Gauge Angle | 重量 Weight (kg) |
|-----------------|------------------------|---------------|--------|--------------------------------|-------|-----------------------|-------|------------------------|----------------------|
| | | mm | Inch | Gauge | Front | Gauge | Front | | |
| | TD048TP3506100309-T35F | 48 | 1 7/8" | 6×10 | 3×9 | 2 | 3 | 35° | 1.0 |
| | TD054TP3506100309-T35F | 54 | 2 1/8" | 6×10 | 3×9 | 2 | 3 | 35° | 1.4 |
| | TD054YA3506100310-T35F | 54 | 2 1/8" | 6×10 | 3×10 | 0 | 3 | 35° | 1.6 |
| | TD057YA3506100309-T35F | 57 | 2 1/4" | 6×10 | 3×9 | 0 | 3 | 35° | 1.8 |
| | TD057YA3506110310-T35F | 57 | 2 1/4" | 6×11 | 3×10 | 0 | 3 | 35° | 1.8 |

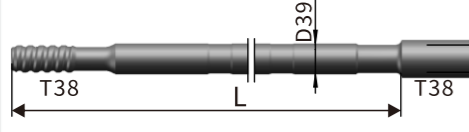
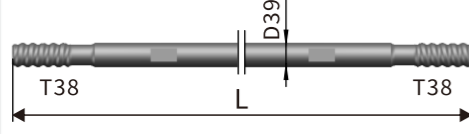
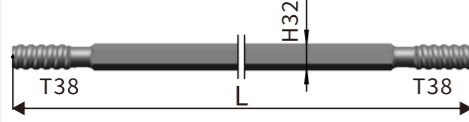
| 钎杆 Drill Rod | 螺纹类型 Thread Type | 产品型号 Part No. | 中空钢杆规格 Rod Spec | 长度 Length | |
|---|---------------------|--------------------|--------------------|--------------|-----|
| | | | | mm | ft |
|  | T35 | MFD39-T35/T35-1830 | D39 | 1830 | 6' |
| | | MFD39-T35/T35-3050 | | 3050 | 10' |
| | | MFD39-T35/T35-3660 | | 3660 | 12' |
| | | MFD39-T35/T35-4265 | | 4265 | 14' |
| | | MFD39-T35/T35-4875 | | 4875 | 16' |

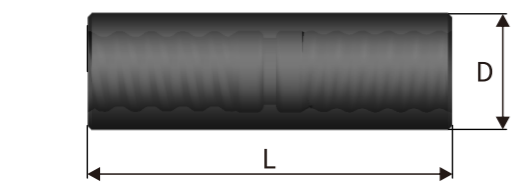
注：除以上常用规格以外，可根据客户不同要求生产各种特殊规格产品
Remarks: Other specification bits are available according to customers requirements.

螺纹连接钎头T38(1 1/2") T38(1 1/2")Threaded Drill Bits

| 钎头 Drill Bit | 产品型号 Part No. | 钎头直径 Diam. | | 合金数量×直径 Button Size (mm) | | 水孔数量 Flushing Hole | | 边齿倾角 Gauge Angle | 重量 Weight (kg) |
|-----------------|-------------------------|---------------|--------|--------------------------------|--------------|-----------------------|-------|------------------------|----------------------|
| | | mm | Inch | Gauge | Front | Gauge | Front | | |
| | TD054TP3506100310-T38F | 54 | 2 1/8" | 6×10 | 3×10 | 0 | 3 | 35° | 1.8 |
| | TD064TP3506120311-T38F | 64 | 2 1/2" | 6×12 | 3×11 | 1 | 3 | 35° | 2.2 |
| | TQ064TP3506120312-T38F | 64 | 2 1/2" | 6×12 | 3×12 | 1 | 3 | 35° | 2.2 |
| | TD064TP3508100409-T38F | 64 | 2 1/2" | 8×10 | 4×9 | 2 | 2 | 35° | 2.3 |
| | TD070TP3508110410-T38F | 70 | 2 3/4" | 8×11 | 4×10 | 2 | 2 | 35° | 2.6 |
| | TD076TP3508120411-T38F | 76 | 3" | 8×12 | 4×11 | 2 | 2 | 35° | 3.2 |
| | TD076TP3508120412-T38F | 76 | 3" | 8×12 | 4×12 | 2 | 2 | 35° | 3.2 |
| | TD089TP3508120412-T38F | 89 | 3 1/2" | 8×12 | 4×12 | 2 | 2 | 35° | 3.8 |
| | TD102TP3508140712-T38F | 102 | 4" | 8×14 | 7×12 | 2 | 2 | 35° | 4.7 |
| | TD064TA3006120310X-T38F | 64 | 2 1/2" | 6×12 | 3×10 1×8 | 0 | 3 | 30° | 2.2 |
| | TQ064TA3006120310X-T38F | 64 | 2 1/2" | 6×12 | 3×10 1×8 | 0 | 3 | 30° | 2.2 |
| | TD064TA3506120311-T38F | 64 | 2 1/2" | 6×12 | 3×11 | 0 | 4 | 35° | 2.1 |
| | TD076TA3508110411X-T38F | 76 | 3" | 8×11 | 4×11 1×10 | 0 | 4 | 35° | 2.8 |
| | TD089TA3508120412X-T38F | 89 | 3 1/2" | 8×12 | 4×12 2×11 | 0 | 4 | 35° | 3.5 |
| | TQ064YA3506110410-T38F | 64 | 2 1/2" | 6×11 | 4×10 | 0 | 3 | 35° | 2.2 |
| | TD064YA3508100510-T38F | 64 | 2 1/2" | 8×10 | 5×10 | 0 | 4 | 35° | 2.3 |
| | TQ064YA3508100510-T38F | 64 | 2 1/2" | 8×10 | 5×10 | 0 | 4 | 35° | 2.3 |
| | TD070YA3508100510-T38F | 70 | 2 3/4" | 8×10 | 5×10 | 0 | 4 | 35° | 2.8 |
| | TD076YA3508110511-T38F | 76 | 3" | 8×11 | 5×11 | 1 | 4 | 35° | 3.3 |
| | TQ076YP3508110411-T38F | 76 | 3" | 8×11 | 4×11 | 0 | 2 | 35° | 3.3 |
| | TQ102DP4008130613X-T38F | 102 | 4" | 8×13 | 6×13 4×8 | 2 | 2 | 35° | 6.2 |
| | TQ152DP6409140614X-T38F | 152 | 6" | 9×14 | 6×14 4×12 | 0 | 3 | 35° | 8 |
| | TQ152DP6409160616X-T38F | 152 | 6" | 9×16 | 6×16 6×12 | 0 | 3 | 35° | 8.5 |


螺纹连接钎头T38(1 1/2") T38(1 1/2") Threaded Drill Bits

| 钎杆 Drill Rod | 螺纹类型 Thread Type | 产品型号 Part No. | 中空钢杆规格 Rod Spec | 长度 Length | |
|---|---------------------|--------------------|--------------------|--------------|-----|
| | | | | mm | ft |
|  | T38 | MFD39-T38/T38-1220 | D39 | 1220 | 4' |
| | | MFD39-T38/T38-1525 | | 1525 | 5' |
| | | MFD39-T38/T38-1830 | | 1830 | 6' |
| | | MFD39-T38/T38-3050 | | 3050 | 10' |
| | | MFD39-T38/T38-3660 | | 3660 | 12' |
| | | MFD39-T38/T38-4265 | | 4265 | 14' |
|  | T38 | ED39-T38/T38-3050 | D39 | 3050 | 10' |
| | | ED39-T38/T38-3660 | | 3660 | 12' |
|  | T38 | GH32-T38/T38-3050 | H32 | 3050 | 10' |

| 连接套 Coupling | 产品型号 Part No. | 外径 Out Diam. (mm) | 长度 Length (mm) | 螺纹类型 Thread Type |
|---|-------------------|-------------------------|----------------------|---------------------|
|  | CS-55×180-T38/T38 | 55 | 180 | T38/T38 |
| | CS-55×190-T38/T38 | | 190 | |

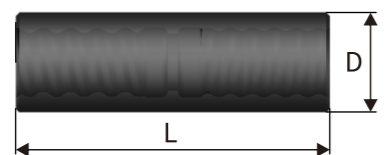
注：除以上常用规格以外，可根据客户不同要求生产各种特殊规格产品
Remarks: Other specification bits are available according to customers requirements.

螺纹连接钎头T45 (1 3/4") T45 (1 3/4") Threaded Drill Bits

| 钎头 Drill Bit | 产品型号 Part No. | 钎头直径 Diam. | | 合金数量×直径 Button Size (mm) | | 水孔数量 Flushing Hole | | 边齿倾角 Gauge Angle | 重量 Weight (kg) |
|---|-------------------------|---------------|--------|--------------------------------|--------------|-----------------------|-------|---------------------|----------------------|
| | | mm | Inch | Gauge | Front | Gauge | Front | | |
| | | | | | | | | | |
|  | TD076TP3508120412-T45F | 76 | 3" | 8×12 | 4×12 | 2 | 2 | 35° | 2.4 |
| | TD089TP3508130512-T45F | 89 | 3 1/2" | 8×13 | 5×12 | 2 | 2 | 35° | 4.1 |
| | TQ089TP3508140612-T45F | 89 | 3 1/2" | 8×14 | 6×12 | 2 | 2 | 35° | 4.2 |
| | TD102TP3508140614-T45F | 102 | 4" | 8×14 | 6×14 | 2 | 2 | 35° | 5 |
| | TD102TP4009130911-T45F | 102 | 4" | 9×13 | 9×11 | 0 | 3 | 40° | 5.3 |
| | TD076TA4008120411X-T45F | 76 | 3" | 8×12 | 4×11 1×10 | 0 | 4 | 40° | 2.6 |
|  | TD076TA3508120412X-T45F | 76 | 3" | 8×12 | 4×12 1×11 | 0 | 4 | 35° | 2.6 |
| | TQ089TA4008130512-T45F | 89 | 3 1/2" | 8×13 | 5×12 | 0 | 4 | 40° | 4.1 |
| | TQ089TA3508120412X-T45F | 89 | 3 1/2" | 8×12 | 4×12 2×10 | 0 | 4 | 35° | 4.1 |
| | TD070YA3508110511-T45F | 70 | 2 3/4" | 8×11 | 5×11 | 0 | 4 | 35° | 2.6 |
| | TD076YA3508120411X-T45F | 76 | 3" | 8×12 | 4×11 1×10 | 0 | 4 | 35° | 3.2 |
| | TQ076YA4008120411X-T45F | 76 | 3" | 8×12 | 4×11 1×10 | 0 | 4 | 40° | 3.2 |
|  | TD076YA4008120411X-T45F | 76 | 3" | 8×12 | 4×11 1×10 | 0 | 4 | 40° | 3.2 |
| | TQ089YA3508120412X-T45F | 89 | 3 1/2" | 8×12 | 4×12 2×9 | 1 | 4 | 35° | 4.9 |
| | TQ089YA3509120610-T45F | 89 | 3 1/2" | 9×12 | 6×10 | 1 | 3 | 35° | 5 |
| | TD076YP3508120511-T45F | 76 | 3" | 8×12 | 5×11 | 2 | 2 | 35° | 3.2 |
| | TD089YP4008130512-T45F | 89 | 3 1/2" | 8×13 | 5×12 | 2 | 2 | 40° | 4.9 |
| | TD089YP3509120610-T45F | 89 | 3 1/2" | 9×12 | 6×10 | 0 | 3 | 35° | 5 |
|  | TD076YA3008110511-T45F | 76 | 3" | 8×11 | 5×11 | 1 | 4 | 30° | 3.2 |
| | TD076YA3508120511-T45F | 76 | 3" | 8×12 | 5×11 | 0 | 4 | 35° | 3.2 |
| | TD083YA3508130512-T45F | 83 | 3 1/4" | 8×13 | 5×12 | 0 | 4 | 35° | 4 |
| | TD089YA3508120512-T45F | 89 | 3 1/2" | 8×12 | 5×12 | 0 | 4 | 35° | 4.9 |
| | TD089YA3508130512-T45F | 89 | 3 1/2" | 8×13 | 5×12 | 0 | 4 | 35° | 4.9 |






螺纹连接钎头T45 (1 3/4") T45 (1 3/4") Threaded Drill Bits

| 钎杆 Drill Rod | 螺纹类型 Thread Type | 产品型号 Part No. | 中空钢杆规格 Rod Spec | 长度 Length | |
|---|---------------------|--------------------|--------------------|--------------|-----|
| | | | | mm | ft |
|  | T45 | ED46-T45/T45-3050 | D46 | 3050 | 10' |
| | | ED46-T45/T45-3660 | | 3660 | 12' |
| | | ED46-T45/T45-4265 | | 4265 | 14' |
|  | T45 | MFD46-T45/T45-1220 | D46 | 1220 | 4' |
| | | MFD46-T45/T45-1525 | | 1525 | 5' |
| | | MFD46-T45/T45-1830 | | 1830 | 6' |
| | | MFD46-T45/T45-3050 | | 3050 | 10' |
| | | MFD46-T45/T45-3660 | | 3660 | 12' |
| | | MFD46-T45/T45-4265 | | 4265 | 14' |
| | | MFD46-T45/T45-6095 | | 6095 | 20' |

| 连接套 Coupling | 产品型号 Part No. | 外径 Out Diam. (mm) | 长度 Length (mm) | 螺纹类型 Thread Type |
|---|-------------------|-------------------------|----------------------|---------------------|
|  | CS-63×210-T45/T45 | 63 | 210 | T45/T45 |

注：除以上常用规格以外，可根据客户不同要求生产各种特殊规格产品
Remarks: Other specification bits are available according to customers requirements.

螺纹连接钎头T51(2") T51(2") Threaded Drill Bits

| 钎头 Drill Bit | 产品型号 Part No. | 钎头直径 Diam. | | 合金数量×直径 Button Size (mm) | | 水孔数量 Flushing Hole | | 边齿倾角 Gauge Angle | 重量 Weight (kg) |
|---|-------------------------|---------------|--------|--------------------------------|--------------|-----------------------|-------|------------------------|----------------------|
| | | mm | Inch | Gauge | Front | Gauge | Front | | |
|  | TQ076TP3508120412-T51F | 76 | 3" | 8×12 | 4×12 | 2 | 2 | 35° | 2.7 |
| | TD076TP3508120511-T51F | 76 | 3" | 8×12 | 5×11 | 2 | 2 | 35° | 2.7 |
| | TQ089TP3508130612-T51F | 89 | 3 1/2" | 8×13 | 6×12 | 0 | 2 | 35° | 4.6 |
| | TQ089TP3508120612-T51F | 89 | 3 1/2" | 8×12 | 6×12 | 0 | 2 | 35° | 4.7 |
| | TQ102TP3508140613-T51F | 102 | 4" | 8×14 | 6×13 | 0 | 2 | 35° | 5.8 |
| | TD115TP3508140714-T51F | 115 | 4 1/2" | 8×14 | 7×14 | 0 | 2 | 35° | 6.3 |
|  | TQ076TA3008120511-T51F | 76 | 3" | 8×12 | 5×11 | 1 | 4 | 30° | 2.8 |
| | TD089TA3508120412X-T51F | 89 | 3 1/2" | 8×12 | 4×12 2×10 | 0 | 4 | 35° | 4.6 |
| | TQ102TA3508140413X-T51F | 102 | 4" | 8×14 | 4×13 2×12 | 0 | 4 | 35° | 5.9 |
| | TQ115TA3509130812-T51F | 115 | 4 1/2" | 9×13 | 8×12 | 0 | 3 | 35° | 6.9 |
| | TD127TA3508160416X-T51F | 127 | 5" | 8×16 | 4×16 3×14 | 0 | 4 | 35° | 8 |
| | TD127TA3509140614X-T51F | 127 | 5" | 9×14 | 6×14 2×13 | 0 | 3 | 35° | 8 |
|  | TD076YA3008120511-T51F | 76 | 3" | 8×12 | 5×11 | 0 | 4 | 30° | 2.7 |
| | TD083YA3508120512-T51F | 83 | 3 1/4" | 8×12 | 5×12 | 0 | 4 | 35° | 3.5 |
| | TQ089YA3508130512-T51F | 89 | 3 1/2" | 8×13 | 5×12 | 0 | 4 | 35° | 5.3 |
| | TQ089YA3508120411X-T51F | 89 | 3 1/2" | 8×12 | 4×11 2×9 | 0 | 4 | 35° | 5.3 |
| | TD089YA3508120412X-T51F | 89 | 3 1/2" | 8×12 | 4×12 2×10 | 0 | 4 | 35° | 5.3 |
| | TQ102YA3508140413X-T51F | 102 | 4" | 8×14 | 4×13 2×12 | 0 | 4 | 35° | 7.3 |
|  | TD089YP3508130512-T51F | 89 | 3 1/2" | 8×13 | 5×12 | 2 | 2 | 35° | 5.5 |
| | TD089YP3508130612-T51F | 89 | 3 1/2" | 8×13 | 6×12 | 2 | 2 | 35° | 5.5 |
| | TD102YP3508140614-T51F | 102 | 4" | 8×14 | 6×14 | 0 | 2 | 35° | 6.9 |
|  | TD102YP3509130911-T51F | 102 | 4" | 9×13 | 9×11 | 0 | 3 | 35° | 7.2 |
| | TD115YP3509140912-T51F | 115 | 4 1/2" | 9×14 | 9×12 | 0 | 3 | 35° | 10.5 |
| | TD127YP3509141013-T51F | 127 | 5" | 9×14 | 10×13 | 0 | 3 | 35° | 12.5 |

螺纹连接钎头T51(2") T51(2")Threaded Drill Bits

| 钎杆 Drill Rod | 螺纹类型 Thread Type | 产品型号 Part No. | 中空钢杆规格 Rod Spec | 长度 Length | |
|-----------------|---------------------|--------------------|--------------------|--------------|-----|
| | | | | mm | ft |
| | T51 | ED46-T51/T51-3050 | D46 | 3050 | 10' |
| | | ED46-T51/T51-3660 | | 3660 | 12' |
| | | ED46-T51/T51-4265 | | 4265 | 14' |
| | T51 | MFD52-T51/T51-1525 | D52 | 1525 | 5' |
| | | MFD52-T51/T51-1830 | | 1830 | 6' |
| | | MFD52-T51/T51-3660 | | 3660 | 12' |
| | | MFD52-T51/T51-4265 | | 4265 | 14' |
| | | MFD52-T51/T51-6095 | | 6095 | 20' |

| 连接套 Coupling | 产品型号 Part No. | 外径 Out Diam. (mm) | 长度 Length (mm) | 螺纹类型 Thread Type |
|-----------------|-------------------|-------------------------|----------------------|---------------------|
| | CS-71×225-T51/T51 | 71 | 225 | T51/T51 |
| | CS-76×225-T51/T51 | 76 | 225 | T51/T51 |

螺纹连接钎头ST58(2 1/4") ST58(2 1/4")Threaded Drill Bits

| 钎头 Drill Bit | 产品型号 Part No. | 钎头直径 Diam. | | 合金数量×直径 Button Size (mm) | | 水孔数量 Flushing Hole | | 边齿倾角 Gauge Angle | 重量 Weight (kg) |
|-----------------|--------------------------|---------------|--------|--------------------------------|--------------|-----------------------|-------|---------------------|----------------------|
| | | mm | Inch | Gauge | Front | Gauge | Front | | |
| | TQ102TP3508140612-ST58F | 102 | 4" | 8×14 | 6×12 | 2 | 2 | 35° | 6 |
| | TD115TP3508140614-ST58F | 115 | 4 1/2" | 8×14 | 6×14 | 0 | 4 | 35° | 6 |
| | TD102TA3508140413X-ST58F | 102 | 4" | 8×14 | 4×13 2×12 | 0 | 4 | 35° | 5.8 |
| | TD115TA3510140814-ST58F | 115 | 4 1/2" | 10×14 | 8×14 | 0 | 4 | 35° | 6 |
| | TD127TA3509160614X-ST58F | 127 | 5" | 9×16 | 6×14 2×13 | 0 | 3 | 35° | 11 |
| | TQ102YA3508140613-ST58F | 102 | 4" | 8×14 | 6×13 | 0 | 4 | 35° | 9.3 |
| | TQ115YA3508160614-ST58F | 115 | 4 1/2" | 8×16 | 6×14 | 0 | 4 | 35° | 10 |
| | TQ127YA3509160814-ST58F | 127 | 5" | 9×16 | 8×14 | 0 | 4 | 35° | 15 |

螺纹连接钎头ST68(2 3/4") ST68(2 3/4")Threaded Drill Bits

| 钎头 Drill Bit | 产品型号 Part No. | 钎头直径 Diam. | | 合金数量×直径 Button Size (mm) | | 水孔数量 Flushing Hole | | 边齿倾角 Gauge Angle | 重量 Weight (kg) |
|-----------------|--------------------------|---------------|--------|--------------------------------|--------------|-----------------------|-------|---------------------|----------------------|
| | | mm | Inch | Gauge | Front | Gauge | Front | | |
| | TQ102TP3508140612-ST68F | 102 | 4" | 8×14 | 6×12 | 2 | 2 | 35° | 6 |
| | TD115TP3508140614-ST68F | 115 | 4 1/2" | 8×14 | 6×14 | 0 | 4 | 35° | 6 |
| | TD102TA3508140413X-ST68F | 102 | 4" | 8×14 | 4×13 2×12 | 0 | 4 | 35° | 5.8 |
| | TD115TA3510140814-ST68F | 115 | 4 1/2" | 10×14 | 8×14 | 0 | 4 | 35° | 6 |
| | TD127TA3509160614X-ST68F | 127 | 5" | 9×16 | 6×14 2×13 | 0 | 3 | 35° | 11 |
| | TQ102YA3508140613-ST68F | 102 | 4" | 8×14 | 6×13 | 0 | 4 | 35° | 9.3 |
| | TQ115YA3508160614-ST68F | 115 | 4 1/2" | 8×16 | 6×14 | 0 | 4 | 35° | 10 |
| | TQ127YA3509160814-ST68F | 127 | 5" | 9×16 | 8×14 | 0 | 4 | 35° | 15 |

螺纹连接钎头HT60(2 3/8") HT60(2 3/8")Threaded Drill Bits

| 钎头 Drill Bit | 产品型号 Part No. | 钎头直径 Diam. | | 合金数量×直径 Button Size (mm) | | 水孔数量 Flushing Hole | | 边齿倾角 Gauge Angle | 重量 Weight (kg) |
|-----------------|--------------------------|---------------|--------|--------------------------------|--------------|-----------------------|-------|---------------------|----------------------|
| | | mm | Inch | Gauge | Front | Gauge | Front | | |
| | TQ092TA3508130412X-HT60F | 92 | 3 5/8" | 8×13 | 4×12 2×11 | 0 | 4 | 35° | 5.8 |
| | TQ102TA3508140413X-HT60F | 102 | 4" | 8×14 | 4×13 2×12 | 0 | 4 | 35° | 6.5 |
| | TQ115TA3509140813-HT60F | 115 | 4 1/2" | 9×14 | 8×13 | 0 | 3 | 35° | 9.5 |
| | TQ102YA3508120412X-HT60F | 102 | 4" | 8×12 | 4×12 3×11 | 0 | 4 | 35° | 9.3 |
| | TD115YA3509140814-HT60F | 115 | 4 1/2" | 9×14 | 8×14 | 0 | 3 | 35° | 10.5 |
| | TD102YP3509131012-HT60F | 102 | 4" | 9×13 | 10×12 | 0 | 3 | 35° | 9.3 |
| | TQ115YP4009141012-HT60F | 115 | 4 1/2" | 9×14 | 10×12 | 0 | 3 | 40° | 11 |
| | TQ127YP4009161014-HT60F | 127 | 5" | 9×16 | 10×14 | 0 | 3 | 40° | 12.5 |
| | TQ140YP3509161014-HT60F | 140 | 5 1/2" | 9×16 | 10×14 | 0 | 3 | 35° | 17.8 |
| | TQ152YP3509161014-HT60F | 152 | 6" | 9×16 | 10×14 | 0 | 3 | 35° | 20 |

钎尾编码规则

Code Rule for Shank Adapter

| | |
|-------------|---|
| S | 字段—S: 钎尾; Code—S: Shank adapter; |
| 1838 | 字段—1838: 凿岩机型号COP1838缩写; Code—1838: Abbreviation of COP1838; |
| 45 | 字段—钎尾直径45; Code—45: Dia. of Shank adapter; |
| T38 | 字段—螺纹型号T38; Code—T38: Thread type; |
| 730 | 字段—钎尾总长730mm。 Code—730: Total length of shank adapter. |

产品简介

Introduction

钎尾是螺纹连接凿岩钎具的重要组成部分，它将凿岩机活塞的冲击能量传递给钎杆和钎头，钎尾在工作时直接承受凿岩机高频率冲击和强力扭转，具有高的表面强度和耐磨性以及高的疲劳抗力和一定的耐腐蚀性能。

Shank Adapter is the most significant component in the drill string. It transmit impact energy from the rock-drill piston, as well as rotation torque, into the drill string without energy losses. It withstands the most extreme stress and transmit high frequency blows from the piston continually, with great endurance and dependability, which requires high surface hardness, wear resistance, high fatigue resistance and corrosion resistance.



钎尾

Shank Adapter

| 山特维克 Sandvik | 产品型号 Part No. | 配套凿岩机 型号 Rock Drill | 水孔直径 Flushing Hole (mm) | 螺纹类型 Thread Type | 直径 Diameter (mm) | 长度 Length (mm) |
|-----------------|--------------------|---|----------------------------------|------------------------|------------------------|----------------------|
| | S-HLX1-28/R23-235 | Sandvik HLX1 | - | R23 | 28 | 235 |
| | S-HLX1-28/R25-255 | | | R25 | 28 | 255 |
| | S-HLX1-28/R23-255 | | | R23 | 28 | 255 |
| | S-HL300-32/R23-400 | Sandvik HL300 | - | R32 | 32 | 400 |
| | S-L300S-45/R23-245 | Sandvik HL300S | - | R28 | 45 | 245 |
| | S-L300S-45/R23-245 | | | R32 | 45 | 245 |
| | S-RD314-45/R32-205 | Sandvik RD314 | - | R32 | 45 | 205 |
| | S-RD314-38/T38-410 | Sandvik RD314 | - | T38 | 38 | 410 |
| | S-L400-32/R32-380 | Sandvik L400 L410 L500 L510 L550 | - | R32 | 32 | 380 |
| | S-438L-38/R32-380 | Sandvik HLR438LHLR 438T | - | R32 | 38 | 380 |
| | S-438L-38/T38-400 | | | T38 | 38 | 400 |
| | S-438LS-38/R32-450 | Sandvik HLR438LS 438TS HL538L L550S | - | R32 | 38 | 450 |
| | S-438LS-38/R38-450 | | | R38 | 38 | 450 |
| | S-438LS-38/T38-455 | | | T38 | 38 | 455 |
| | S-438LS-38/T38-545 | | | T38 | 38 | 545 |
| | S-438LS-38/T38-545 | | | T38 | 38 | 545 |

钎尾
Shank Adapter

| 山特维克 Sandvik | 产品型号 Part No. | 配套凿岩机 型号 Rock Drill | 水孔直径 Flushing Hole (mm) | 螺纹类型 Thread Type | 直径 Diameter (mm) | 长度 Length (mm) |
|-----------------|--------------------|--|----------------------------------|------------------------|------------------------|----------------------|
| | S-L538L-38/R32-550 | Sandvik HLR438LS | - | R32 | 38 | 550 |
| | S-L538L-38/T35-550 | HL500-38 | - | T35 | 38 | 550 |
| | S-L538L-38/T38-550 | HL510-38 HL538L | - | T38 | 38 | 550 |
| | S-L538L-38/R38-550 | L550S | - | R38 | 38 | 550 |
| | S-HL500-45/R32-550 | Sandvik HL500-45 HL510-45 | - | R32 | 45 | 550 |
| | S-HL500-45/T35-550 | | - | T35 | 45 | 550 |
| | S-HL500-45/T38-550 | | - | T38 | 45 | 550 |
| | S-HL500-45/T45-550 | | - | T45 | 45 | 550 |
| | S-510B-38/R32-460 | Sandvik HL500S-38 510S-38 510B 510LH | - | R32 | 38 | 460 |
| | S-510B-38/R38-460 | | - | R38 | 38 | 460 |
| | SS-510B-38/T38-460 | | - | T38 | 38 | 460 |
| | S-510B-38/R38-500 | | - | R38 | 38 | 500 |
| | S-510B-38/T38-500 | | - | T38 | 38 | 500 |
| | S-L500F-45/R32-350 | Sandvik HL500F HL510F | - | R32 | 45 | 350 |
| | S-L500F-45/T38-350 | - | - | T38 | 45 | 350 |
| | S-HL550-45/T35-460 | Sandvik HL550SUPER | - | T35 | 45 | 460 |
| | S-HL550-45/T35-550 | - | - | T35 | 45 | 550 |
| | S-HL550-45/R38-500 | HL560SUPER | - | R38 | 45 | 500 |
| | S-HL550-45/T38-500 | HL510S-45 | - | T38 | 45 | 500 |

钎尾
Shank Adapter

| 山特维克 Sandvik | 产品型号 Part No. | 配套凿岩机 型号 Rock Drill | 水孔直径 Flushing Hole (mm) | 螺纹类型 Thread Type | 直径 Diameter (mm) | 长度 Length (mm) |
|-----------------|--------------------|---------------------------|----------------------------------|------------------------|------------------------|----------------------|
| | S-HLX5-45/R32-500 | Sandvik HLX5 HLX5T | - | R32 | 45 | 500 |
| | S-HLX5-45/T35-500 | | - | T35 | 45 | 500 |
| | S-HLX5-45/T38-500 | | - | T38 | 45 | 500 |
| | S-HLX5-45/R38-500 | | - | R38 | 45 | 500 |
| | S-HLX5-45/R32-575 | | - | R32 | 45 | 575 |
| | S-HLX5-45/T35-575 | | - | T35 | 45 | 575 |
| | S-HLX5-45/T38-575 | | - | T38 | 45 | 575 |
| | S-HFX5T-45/T38-720 | Sandvik HFX5T | - | T38 | 45 | 720 |
| | S-HFX5T-45/T35-720 | - | - | T35 | 45 | 720 |
| | S-HLX5P-45/R32-575 | Sandvik HLX5PE-45 | - | R32 | 45 | 575 |
| | S-HLX5P-45/T38-575 | | - | T38 | 45 | 575 |
| | S-HLX5P-45/T35-575 | | - | T35 | 45 | 575 |
| | S-HLX5P-45/T38-720 | | - | T38 | 45 | 720 |
| | S-HLX5P-45/T35-720 | | - | T35 | 45 | 720 |
| | S-RD520-45/T38-745 | Sandvik RD520 | - | T38 | 45 | 745 |
| | S-RD520-45/T35-745 | RD525-PE | - | T35 | 45 | 745 |

钎尾 Shank Adapter

| 山特维克 Sandvik | 产品型号 Part No. | 配套凿岩机 型号 Rock Drill | 水孔直径 Flushing Hole (mm) | 螺纹类型 Thread Type | 直径 Diameter (mm) | 长度 Length (mm) |
|-----------------|--------------------|---|----------------------------------|------------------------|------------------------|----------------------|
| | S-RD525-45/T38-525 | Sandvik RD520 RD525 | - | T38 | 45 | 525 |
| | S-RD525-45/T38-600 | | - | T38 | 45 | 600 |
| | S-RD525-45/T35-600 | | - | T35 | 45 | 600 |
| | S-RD525-45/T38-745 | | - | T38 | 45 | 745 |
| | S-RD525-45/T35-745 | | - | T35 | 45 | 745 |
| | S-RD525-45/R32-745 | | - | R32 | 45 | 745 |
| | S-HL600-45/R32-600 | Sandvik HL600-45 HL600S-45 | - | R32 | 45 | 600 |
| | S-HL600-45/T38-600 | | - | T38 | 45 | 600 |
| | S-HL600-45/T45-600 | | - | T45 | 45 | 600 |
| | S-HL600-45/T38-525 | | - | T38 | 45 | 525 |
| | S-HL600-52/T45-650 | Sandvik HL600-52 | - | T45 | 52 | 650 |
| | S-HL600-52/T51-650 | | - | T51 | 52 | 650 |
| | S-HL645-45/T38-600 | Sandvik HL645 | - | T38 | 45 | 600 |
| | S-HL645-45/T45-600 | | - | T45 | 45 | 600 |
| | S-HL700-45/T38-600 | Sandvik HL700 HL710-45 HL800T-45 HL810T-45 HF810T-45 HL650-45 | - | T38 | 45 | 600 |
| | S-HL700-45/T45-600 | | - | T45 | 45 | 600 |

钎尾 Shank Adapter

| 山特维克 Sandvik | 产品型号 Part No. | 配套凿岩机 型号 Rock Drill | 水孔直径 Flushing Hole (mm) | 螺纹类型 Thread Type | 直径 Diameter (mm) | 长度 Length (mm) | | |
|--------------------|---------------------|--|----------------------------------|--|------------------------|----------------------|-----|-----|
| | S-HL700-52/T38-600 | Sandvik HL700 HL710-52 HL710PE-52 HL700LH HL710S-52 HL710SPE-52 T45 HL650-52 HL800T-52 HL800T PE-52 HL810T-52 HF810T-52 | - | T38 | 52 | 600 | | |
| | S-HL700-52/T45-600 | | - | T45 | 52 | 600 | | |
| | S-HL700-52/T51-600 | | - | T51 | 52 | 600 | | |
| | S-HL850S-52/T45-670 | | Sandvik HL850S | - | T45 | 52 | 670 | |
| | S-HL850S-52/T51-670 | | | - | T51 | 52 | 670 | |
| | | | S-1000-52/T45-670 | Sandvik HL1000 HL1010 HL1000S HL1010S-52 | - | T45 | 52 | 670 |
| | | | S-1000-52/T51-670 | | - | T51 | 52 | 670 |
| | | | S-1000-52/T45-590 | | - | T45 | 52 | 590 |
| | | | S-1000-52/T51-590 | | - | T51 | 52 | 590 |
| | | | S-1000-60/T51-670 | Sandvik HL1000-60 HL1010-60 | - | T51 | 60 | 670 |
| S-1000-60/GT60-670 | | - | GT60 | | 60 | 670 | | |
| S-1000-60/ST58-670 | | - | ST58 | | 60 | 670 | | |
| | S-1000-80/GT60-760 | Sandvik HL1000-80 HL1010-80 | - | GT60 | 80 | 760 | | |
| | | | | | | | | |




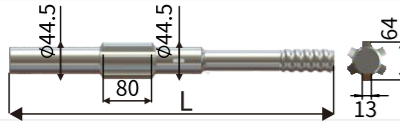

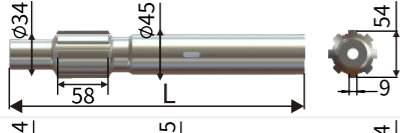
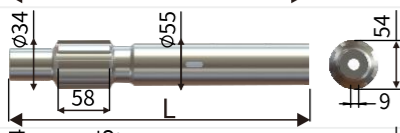




钎尾 Shank Adapter

| 山特维克 Sandvik | 产品型号 Part No. | 配套凿岩机 型号 Rock Drill | 水孔直径 Flushing Hole (mm) | 螺纹类型 Thread Type | 直径 Diameter (mm) | 长度 Length (mm) |
|-----------------|--------------------|---------------------------|----------------------------------|------------------------|------------------------|----------------------|
| | S-1010-80/ST58-635 | Sandvik | - | ST58 | 80 | 635 |
| | | HL1000 | | | | |
| | S-1010-80/ST68-640 | HL1000S-80 | - | ST68 | 80 | 640 |
| | | HL1000-80 | | | | |
| | S-1060-65/T51-760 | Sandvik | - | T51 | 65 | 760 |
| | | HL1000PE-65 | | | | |
| | S-1060-65/GT60-760 | HL1010PE-65 | - | GT60 | 65 | 760 |
| | | HL1060T | | | | |
| | S-1060-65/ST58-760 | PE-65 | - | ST58 | 65 | 760 |
| | | HL1500T | | | | |
| | S-1500-52/T51-710 | Sandvik | - | T51 | 52 | 710 |
| | | HL1500-52 | | | | |
| | S-1500-52/T51-760 | Sandvik | - | T51 | 60 | 760 |
| | | HL1500-60 | | | | |
| | S-1500-52/GT60-760 | 1500T-60 | - | GT60 | 60 | 760 |
| | | | | | | |
| | S-1560-80/GT60-760 | Sandvik | - | GT60 | 80 | 760 |
| | | HL1500-80 | | | | |
| | S-1560-80/ST68-630 | 1560T-80 | - | ST68 | 80 | 630 |
| | | | | | | |
| | S-1560-80/ST58-635 | HL1060T-80 | - | ST58 | 80 | 635 |
| | | | | | | |
| | S-1560-80/ST68-635 | HF1560 | - | ST68 | 80 | 635 |
| | | | | | | |
| | S-1500-90/ST58-635 | Sandvik | - | ST58 | 90 | 635 |
| | | HL1500T | | | | |
| | S-1500-90/ST68-635 | PE-90 | - | ST68 | 90 | 635 |
| | | HL1500ST | | | | |
| | S-1500-90/GT60-670 | HL1560T | - | GT60 | 90 | 670 |
| | | PE-90 | | | | |
| | | HL1560ST | | | | |
| | | PE-90 | | | | |














钎尾 Shank Adapter

| 山特维克 Sandvik | 产品型号 Part No. | 配套凿岩机 型号 Rock Drill | 水孔直径 Flushing Hole (mm) | 螺纹类型 Thread Type | 直径 Diameter (mm) | 长度 Length (mm) |
|-----------------|------------------|---------------------------|----------------------------------|------------------------|------------------------|----------------------|
| | S-200-45/R32-352 | Sandvik | - | R32 | 45 | 352 |
| | | Hydrastar | | | | |
| | S-300-38/R32-485 | Sandvik | - | R32 | 38 | 485 |
| | | Hydrastar | | | | |
| | S-300-38/R38-485 | 200 | - | R38 | 38 | 485 |
| | | | | | | |
| | S-300-38/T38-485 | 300 | - | T38 | 38 | 485 |
| | | X2 | | | | |
| | S-350-38/R32-500 | Sandvik | - | R32 | 38 | 500 |
| | | Hydrastar | | | | |
| | S-350-38/R38-485 | 350 | - | R38 | 38 | 485 |
| | | | | | | |
| | S-350-38/T38-500 | | - | T38 | 38 | 500 |
| | | | | | | |
| | S-220-44/R32-330 | Sandvik | 14 | R32 | 44 | 330 |
| | | ToyoPR220 | | | | |
| | S-220-44/R38-446 | | 14 | R38 | 44 | 446 |
| | | | | | | |
| | S-501-38/T38-565 | Sandvik | 11 | T38 | 45 | 565 |
| | | ToyoTH501 | | | | |

钎尾 Shank Adapter

| 阿特拉斯 Atlas Copco | 产品型号 Part No. | 配套凿岩机 型号 Rock Drill | 水孔直径 Flushing Hole (mm) | 螺纹类型 Thread Type | 直径 Diameter (mm) | 长度 Length (mm) |
|---|----------------------|---|----------------------------------|------------------------|------------------------|----------------------|
|  | S-BBC43-32/R32-380 | AtlasCopco BBC43 BBC44 BBC45 BBC100 | 10 | R32 | 32 | 380 |
|  | S-BBC51-38/R32-380 | AtlasCopco BBC51 | 10 | R32 | 38 | 380 |
|  | S-BBC51-38/T38-390 | BBC52 BBC54 BBC120 | 10 | T38 | 38 | 390 |
|  | S-BBE57-44.5/T38-537 | AtlasCopco BBE57 | 14 | T38 | 44.5 | 537 |
|  | S-125-38/T38-380 | AtlasCopco COP125 COP130 COP131 | 14 | T38 | 38 | 380 |
|  | S-1032-45/R32-340 | AtlasCopco | - | R32 | 45 | 340 |
|  | S-1032-55/R38-340 | COP1032HD | - | R38 | 55 | 340 |
|  | S-1032LE-45/R32-550 | AtlasCopco COP1032LE | - | R32 | 45 | 550 |
|  | S-1036-38/R32-500 | AtlasCopco | - | R32 | 38 | 500 |
|  | S-1036-38/T38-500 | COP1036 | - | T38 | 38 | 500 |
|  | S-1036-45/T45-500 | COP1038HB | - | T45 | 45 | 500 |

钎尾 Shank Adapter

| 阿特拉斯 Atlas Copco | 产品型号 Part No. | 配套凿岩机 型号 Rock Drill | 水孔直径 Flushing Hole (mm) | 螺纹类型 Thread Type | 直径 Diameter (mm) | 长度 Length (mm) |
|---|---------------------|---------------------------|----------------------------------|------------------------|------------------------|----------------------|
|  | S-1038HD-38/R32-485 | AtlasCopco | - | R32 | 38 | 485 |
|  | S-1238HD-38/R38-485 | COP1038HD | - | R38 | 38 | 485 |
|  | S-1238HD-38/T38-485 | COP1238 | - | T38 | 38 | 485 |
|  | S-1238HL-38/R32-575 | AtlasCopco | - | R32 | 38 | 575 |
|  | S-1238HL-38/T38-575 | COP1038HL | - | T38 | 38 | 575 |
|  | S-1238HL-45/T45-575 | | - | T45 | 45 | 575 |
|  | S-1132-35/R32-410 | AtlasCopco | - | R32 | 35 | 410 |
|  | S-1132-35/R32-500 | COP1132 | - | R32 | 35 | 500 |
|  | S-1238-38/R32-500 | | - | R32 | 38 | 500 |
|  | S-1238-38/T38-500 | | - | T38 | 38 | 500 |
|  | S-1238-38/R38-485 | | - | R38 | 38 | 485 |
|  | S-1238-38/T38-485 | | - | T38 | 38 | 485 |
|  | S-1238-45/T45-500 | AtlasCopco COP1238 | - | T45 | 45 | 500 |
| | S-1238-38/R32-575 | | - | R32 | 38 | 575 |
| | S-1238-38/T35-575 | | - | T35 | 38 | 575 |
| | S-1238-38/T38-575 | | - | T38 | 38 | 575 |
| | S-1238-45/T38-575 | | - | T38 | 45 | 575 |
| | S-1238-45/T45-575 | | - | T45 | 45 | 575 |





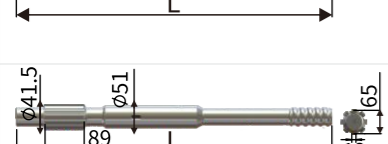


钎尾
Shank Adapter

| 阿特拉斯 Atlas Copco | 产品型号 Part No. | 配套凿岩机 型号 Rock Drill | 水孔直径 Flushing Hole (mm) | 螺纹类型 Thread Type | 直径 Diameter (mm) | 长度 Length (mm) | |
|---------------------|---------------------|---------------------------|----------------------------------|------------------------|------------------------|----------------------|-----|
| | S-1432-38/R38-435 | AtlasCopco | - | R38 | 38 | 435 | |
| | S-1432-38/T35-435 | | - | T35 | 38 | 435 | |
| | S-1432-38/T38-435 | | - | T38 | 38 | 435 | |
| | S-1432-38/R32-435 | | - | R32 | 38 | 435 | |
| | S-1432-38/R32-525 | COP1838HD | - | R32 | 38 | 525 | |
| | S-1432-38/T35-525 | COP1838ME | - | T35 | 38 | 525 | |
| | S-1432-38/T38-525 | | - | T38 | 38 | 525 | |
| | S-1432-55/R38-341 | AtlasCopco | - | R38 | 55 | 341 | |
| | S-1432-55/R32-341 | COP1432Female | - | R32 | 55 | 341 | |
| | S-1550-52/T38-525 | AtlasCopco | - | T38 | 52 | 525 | |
| | S-1550-52/T45-525 | COP1550 | - | T45 | 52 | 525 | |
| | S-1550-52/T51-525 | COP1838ME | - | T51 | 52 | 525 | |
| | S-1550EX-60/T38-730 | AtlasCopco | - | T38 | 60 | 730 | |
| | S-1550EX-60/T45-730 | COP1838EX | - | T45 | 60 | 730 | |
| | S-1840EX-52/T35-565 | AtlasCopco | - | T35 | 52 | 565 | |
| | S-1840EX-52/T38-565 | | COP1840HE | - | T38 | 52 | 565 |
| | S-1840EX-52/T45-565 | | COP1850 | - | T45 | 52 | 565 |
| | S-1840EX-52/T51-565 | | | - | T51 | 52 | 565 |


钎尾
Shank Adapter

| 阿特拉斯 Atlas Copco | 产品型号 Part No. | 配套凿岩机 型号 Rock Drill | 水孔直径 Flushing Hole (mm) | 螺纹类型 Thread Type | 直径 Diameter (mm) | 长度 Length (mm) | |
|---------------------|----------------------|---------------------------|----------------------------------|------------------------|------------------------|----------------------|-----|
| | S-2150-52/T51-770 | COP2150 | - | T51 | 52 | 770 | |
| | | COP2550 | - | T51 | 52 | 770 | |
| | S-2160-60/T51-770 | AtlasCopco | - | T51 | 60 | 770 | |
| | | COP2160 | - | T51 | 60 | 770 | |
| | S-2160EX-63/T51-770 | AtlasCopco | - | T51 | 63 | 770 | |
| | S-2160EX-63/GT60-770 | COP2160EX | - | GT60 | 63 | 770 | |
| | S-3038-38/T38-435 | AtlasCopco | - | T38 | 38 | 435 | |
| | S-3038-45/T45-435 | | COP3038 | - | T45 | 45 | 435 |
| | S-3038-45/T35-440 | | - | T35 | 45 | 440 | |
| | S-3038-45/T35-525 | | - | T35 | 45 | 525 | |

钎尾 Shank Adapter

| 古河 Furukawa | 产品型号 Part No. | 配套凿岩机 型号 Rock Drill | 水孔直径 Flushing Hole (mm) | 螺纹类型 Thread Type | 直径 Diameter (mm) | 长度 Length (mm) |
|---|--------------------|---------------------------|----------------------------------|------------------------|------------------------|----------------------|
|  | S-120-44.5/T45-330 | Furukawa | 14 | R32 | 44.5 | 330 |
| | S-120-44.5/T38-380 | M120 | 14 | T38 | 44.5 | 380 |
| | S-120-44.5/T38-446 | PD200 | 14 | T38 | 44.5 | 446 |
|  | S-200R-44/T38-484 | Furukawa PD200R | 14 | T38 | 44 | 484 |
|  | S-260-45/T38-655 | Furukawa | 16 | T38 | 45 | 655 |
| | S-260-45/T45-655 | HD260 HD300 | 16 | T45 | 45 | 655 |
|  | S-609-45/T38-620 | Furukawa | - | T38 | 45 | 620 |
| | S-609-45/T38-690 | HD609 | - | T38 | 45 | 690 |
| | S-609-45/T45-620 | | - | T45 | 45 | 620 |
|  | S-612-51/T45-710 | Furukawa HD612 | - | T45 | 51 | 710 |
|  | S-612-45/T38-620 | Furukawa HD709 | - | T38 | 45 | 620 |
|  | S-612-51/T45-788 | Furukawa HD712 | - | T45 | 51 | 788 |

钎尾 Shank Adapter

| 蒙塔贝特 Montabert | 产品型号 Part No. | 配套凿岩机 型号 Rock Drill | 水孔直径 Flushing Hole (mm) | 螺纹类型 Thread Type | 直径 Diameter (mm) | 长度 Length (mm) |
|---|---------------------|--|----------------------------------|------------------------|------------------------|----------------------|
|  | S-HC40-38/R32-447 | Montabert HC40 | - | R32 | 38 | 447 |
|  | S-HC40-38/R38-447 | | - | R38 | 38 | 447 |
|  | S-HC40-38/T38-447 | | - | T38 | 38 | 447 |
|  | S-HC40-45/R32-270 | Montabert HC40(female) | - | R32 | 45 | 270 |
|  | S-HC80-38/R38-440 | Montabert Hc80 Hc90 Hc105 | - | R38 | 38 | 440 |
|  | S-HC80-38/T38-440 | | - | T38 | 38 | 440 |
|  | S-H100-44.5/T38-537 | Montabert H100 | 14 | T38 | 44.5 | 537 |
|  | S-HC80R-45/T38-670 | Montabert HC80R HC105R HC107R HC108R HC109R | - | T38 | 45 | 670 |
|  | S-HC80-45/T45-490 | Montabert HC80 HC120 | - | T45 | 45 | 490 |
|  | S-120R-51/T51-670 | Montabert HC120R HC150R HC155R HC158R | - | T51 | 51 | 670 |
| | S-200A-60/T51-840 | Montabert | - | T51 | 60 | 840 |
| | S-200A-60/GT60-840 | HC200A | - | GT60 | 60 | 840 |

液压凿岩机 Hydraulic Rock Drill

液压凿岩机作为重要的工程设备之一，在矿山、公路、水电、铁路、建筑等领域的工程施工中不可或缺，是用来直接开采石料的工具，它在岩层上钻凿出炮眼，以便放入炸药去炸开岩石，从而完成开采石料或其他石方工程。此外，凿岩机也可改作破坏器，用来破碎混凝土之类的坚硬层。

As one of the important engineering equipment, the hydraulic rock drill is indispensable in the engineering construction of mining, highway, hydropower, railway, building, etc. It is a tool used to directly mine ores. Drill holes and inject explosives to blast the rock, so as to complete the mining of stone or other stonework. In addition, the rock drill can be converted into a breaker to break up hard layers such as concrete.

液压凿岩机编码规则 Code Rule for Hydraulic Rock Drill

| | |
|--------|--|
| GL | 字段 GL: 金鹭; GL for XTC; |
| RD | 字段 RD: 液压凿岩机缩写; Abbreviation of Hydraulic Rock Drill; |
| 1838ME | 字段 1838ME: 凿岩机型号。 Model of rock drill. |

1838ME液压凿岩机技术参数 1838ME rock drill technical data



| 产品编码 (Part No.) | GL-RD-1838ME | |
|---|--------------|-----------------------|
| 项目 (Item) | 单位 (Unit) | 技术参数 (Technical data) |
| 结构参数 (Structure) | | |
| 外形尺寸 (不含钎尾) Overall dimension (Without drill tail) | mm | 1008×251×223 |
| 重量 (Weight) | Kg | 170 |
| 中心高 (Center height) | mm | 88 |
| 钎尾 (Shank) | | T38/T45 |
| 凿孔直径 (Hole dia) | mm | 33-76 |
| 冲击性能参数 (Impact functions) | | |
| 最大冲击功率 (Max.impact power) | KW | 18 |
| 进油压力 (Oil inlet pressure) | Bar | 230 |
| 冲击频率 (Impact frequency) | Hz | 60 |
| 流量 (Flow) | L/min | 75-92 |
| 冲击能 (Impact energy) | J | 300 |
| 回转性能参数 (Rotation functions) | | |
| 排量 (Displacement) | CC | 160 |
| 转速范围 (Rotation speed) | Rpm | 0-215 |
| 最大扭矩 (Max.torque) | Nm | 1000 |
| 进油压力 (Oil inlet pressure) | Bar | 210 |
| 流量 (Flow) | L/min | 75 |
| 其他参数 (Others) | | |
| 水压 (Water pressure) | Bar | 25 |
| 水流量 (Water flow) | L/min | 40-120 |
| 润滑起雾压力 (Air lubrication pressure) | Bar | 2 |
| 润滑气对应流量 (lubrication air flow) | L/S | 5 |

1838HD+液压凿岩机技术参数 1838HD+ rock drill technical data



| 产品编码 (Part No.) | GL-RD-1838HD+ | |
|---|---------------|-----------------------|
| 项目 (Item) | 单位 (Unit) | 技术参数 (Technical data) |
| 结构参数 (Structure) | | |
| 外形尺寸 (不含钎尾) Overall dimension (Without drill tail) | mm | 1008×251×223 |
| 重量 (Weight) | Kg | 175 |
| 中心高 (Center height) | mm | 88 |
| 钎尾 (Shank) | | T38 |
| 凿孔直径 (Hole dia) | mm | 38-64 |
| 冲击性能参数 (Impact functions) | | |
| 最大冲击功率 (Max.impact power) | KW | 18 |
| 进油压力 (Oil inlet pressure) | Bar | 230 |
| 冲击频率 (Impact frequency) | Hz | 60 |
| 流量 (Flow) | L/min | 75-92 |
| 冲击能 (Impact energy) | J | 300 |
| 回转性能参数 (Rotation functions) | | |
| 排量 (Displacement) | CC | 160 |
| 转速范围 (Rotation speed) | Rpm | 0-215 |
| 最大扭矩 (Max.torque) | Nm | 1000 |
| 进油压力 (Oil inlet pressure) | Bar | 210 |
| 流量 (Flow) | L/min | 75 |
| 其他参数 (Others) | | |
| 水压 (Water pressure) | Bar | 25 |
| 水流量 (Water flow) | L/min | 55-120 |
| 润滑起雾压力 (Air lubrication pressure) | Bar | 2 |
| 润滑气对应流量 (lubrication air flow) | L/S | 5 |

1840液压凿岩机技术参数 1840 rock drill technical data



| 产品编码 (Part No.) | GL-RD-1840 | |
|---|------------|-----------------------|
| 项目 (Item) | 单位 (Unit) | 技术参数 (Technical data) |
| 结构参数 (Structure) | | |
| 外形尺寸 (不含钎尾) Overall dimension (Without drill tail) | mm | 1008×318×235 |
| 重量 (Weight) | Kg | 174 |
| 中心高 (Center height) | mm | 88 |
| 钎尾 (Shank) | | T45/T51 |
| 凿孔直径 (Hole dia) | mm | 76-102 |
| 冲击性能参数 (Impact functions) | | |
| 最大冲击功率 (Max.impact power) | KW | 20 |
| 进油压力 (Oil inlet pressure) | Bar | 230 |
| 冲击频率 (Impact frequency) | Hz | 42-50 |
| 流量 (Flow) | L/min | 90 |
| 冲击能 (Impact energy) | J | 350 |
| 回转性能参数 (Rotation functions) | | |
| 排量 (Displacement) | CC | 160 |
| 转速范围 (Rotation speed) | Rpm | 0-215 |
| 最大扭矩 (Max.torque) | Nm | 1550 |
| 进油压力 (Oil inlet pressure) | Bar | 210 |
| 流量 (Flow) | L/min | 75 |
| 其他参数 (Others) | | |
| 水压 (Water pressure) | Bar | 25 |
| 水流量 (Water flow) | L/min | 55-120 |
| 润滑起雾压力 (Air lubrication pressure) | Bar | 3 |
| 润滑气对应流量 (lubrication air flow) | L/S | 5 |

2238液压凿岩机技术参数

2238 rock drill technical data



| 产品编码 (Part No.) | GL-RD-2238 | |
|---|------------|-----------------------|
| 项目 (Item) | 单位 (Unit) | 技术参数 (Technical data) |
| 结构参数 (Structure) | | |
| 外形尺寸 (不含钎尾) Overall dimension (Without drill tail) | mm | 1008×251×223 |
| 重量 (Weight) | Kg | 174 |
| 中心高 (Center height) | mm | 88 |
| 钎尾 (Shank) | | T38/T45 |
| 凿孔直径 (Hole dia) | mm | 33-76 |
| 冲击性能参数 (Impact functions) | | |
| 最大冲击功率 (Max.impact power) | KW | 22 |
| 进油压力 (Oil inlet pressure) | Bar | 250 |
| 冲击频率 (Impact frequency) | Hz | 73 |
| 流量 (Flow) | L/min | 83-93 |
| 冲击能 (Impact energy) | J | 415 |
| 回转性能参数 (Rotation functions) | | |
| 排量 (Displacement) | CC | 160 |
| 转速范围 (Rotation speed) | Rpm | 0-215 |
| 最大扭矩 (Max.torque) | Nm | 1550 |
| 进油压力 (Oil inlet pressure) | Bar | 210 |
| 流量 (Flow) | L/min | 75 |
| 其他参数 (Others) | | |
| 水压 (Water pressure) | Bar | 25 |
| 水流量 (Water flow) | L/min | 55-120 |
| 润滑起雾压力 (Air lubrication pressure) | Bar | 3 |
| 润滑气对应流量 (lubrication air flow) | L/S | 5 |

2550液压凿岩机技术参数

2550 rock drill technical data



| 产品编码 (Part No.) | GL-RD-2550 | |
|---|------------|-----------------------|
| 项目 (Item) | 单位 (Unit) | 技术参数 (Technical data) |
| 结构参数 (Structure) | | |
| 外形尺寸 (不含钎尾) Overall dimension (Without drill tail) | mm | 1008×318×235 |
| 重量 (Weight) | Kg | 195 |
| 中心高 (Center height) | mm | 88 |
| 钎尾 (Shank) | | T45/T51 |
| 凿孔直径 (Hole dia) | mm | 76-115 |
| 冲击性能参数 (Impact functions) | | |
| 最大冲击功率 (Max.impact power) | KW | 25 |
| 进油压力 (Oil inlet pressure) | Bar | 230 |
| 冲击频率 (Impact frequency) | Hz | 44 |
| 流量 (Flow) | L/min | 100 |
| 冲击能 (Impact energy) | J | 450 |
| 回转性能参数 (Rotation functions) | | |
| 排量 (Displacement) | CC | 250 |
| 转速范围 (Rotation speed) | Rpm | 0-135 |
| 最大扭矩 (Max.torque) | Nm | 1550 |
| 进油压力 (Oil inlet pressure) | Bar | 200 |
| 流量 (Flow) | L/min | 75 |
| 其他参数 (Others) | | |
| 水压 (Water pressure) | Bar | 20 |
| 水流量 (Water flow) | L/min | 55-120 |
| 润滑起雾压力 (Air lubrication pressure) | Bar | 3 |
| 润滑气对应流量 (lubrication air flow) | L/S | 5 |

2560液压凿岩机技术参数

2560 rock drill technical data



| 产品编码 (Part No.) | GL-RD-2560 | |
|---|------------|-----------------------|
| 项目 (Item) | 单位 (Unit) | 技术参数 (Technical data) |
| 结构参数 (Structure) | | |
| 外形尺寸 (不含钎尾) Overall dimension (Without drill tail) | mm | 1340×318×257 |
| 重量 (Weight) | Kg | 250 |
| 中心高 (Center height) | mm | 122 |
| 钎尾 (Shank) | | T51/T60 |
| 凿孔直径 (Hole dia) | mm | 76-115 |
| 冲击性能参数 (Impact functions) | | |
| 最大冲击功率 (Max.impact power) | KW | 25 |
| 进油压力 (Oil inlet pressure) | Bar | 230 |
| 冲击频率 (Impact frequency) | Hz | 42-55 |
| 流量 (Flow) | L/min | 71-90 |
| 冲击能 (Impact energy) | J | 470 |
| 回转性能参数 (Rotation functions) | | |
| 排量 (Displacement) | CC | 250 |
| 转速范围 (Rotation speed) | Rpm | 0-135 |
| 最大扭矩 (Max.torque) | Nm | 1550 |
| 进油压力 (Oil inlet pressure) | Bar | 200 |
| 流量 (Flow) | L/min | 75 |
| 其他参数 (Others) | | |
| 水压 (Water pressure) | Bar | 25 |
| 水流量 (Water flow) | L/min | 55-120 |
| 润滑起雾压力 (Air lubrication pressure) | Bar | 3 |
| 润滑气对应流量 (lubrication air flow) | L/S | 5 |

HC25液压凿岩机技术参数

Hc25 rock drill technical data



| 产品编码 (Part No.) | GL-RD-HC25 | |
|---|------------|-----------------------|
| 项目 (Item) | 单位 (Unit) | 技术参数 (Technical data) |
| 结构参数 (Structure) | | |
| 外形尺寸 (不含钎尾) Overall dimension (Without drill tail) | mm | 702×200×195 |
| 重量 (Weight) | Kg | 72 |
| 中心高 (Center height) | mm | 108.5 |
| 钎尾 (Shank) | | R32 |
| 凿孔直径 (Hole dia) | mm | 32-51 |
| 冲击性能参数 (Impact functions) | | |
| 最大冲击功率 (Max.impact power) | KW | 8 |
| 进油压力 (Oil inlet pressure) | Bar | 150 |
| 冲击频率 (Impact frequency) | Hz | 55-65 |
| 流量 (Flow) | L/min | 55-65 |
| 冲击能 (Impact energy) | J | 86-117 |
| 回转性能参数 (Rotation functions) | | |
| 排量 (Displacement) | CC | 160 |
| 转速范围 (Rotation speed) | Rpm | 300 |
| 最大扭矩 (Max.torque) | Nm | 400 |
| 进油压力 (Oil inlet pressure) | Bar | 175 |
| 流量 (Flow) | L/min | 48 |
| 其他参数 (Others) | | |
| 水压 (Water pressure) | Bar | 15 |
| 水流量 (Water flow) | L/min | 20-50 |
| 润滑起雾压力 (Air lubrication pressure) | Bar | 2 |
| 润滑气对应流量 (lubrication air flow) | L/S | 4 |

HC28液压凿岩机技术参数

Hc28 rock drill technical data



| 产品编码 (Part No.) | GL-RD-HC28 | |
|---|------------|-----------------------|
| 项目 (Item) | 单位 (Unit) | 技术参数 (Technical data) |
| 结构参数 (Structure) | | |
| 外形尺寸 (不含钎尾) Overall dimension (Without drill tail) | mm | 800×226×1200 |
| 重量 (Weight) | Kg | 103 |
| 中心高 (Center height) | mm | 114 |
| 钎尾 (Shank) | | R32/R38 |
| 凿孔直径 (Hole dia) | mm | 32-64 |
| 冲击性能参数 (Impact functions) | | |
| 最大冲击功率 (Max.impact power) | KW | 10 |
| 进油压力 (Oil inlet pressure) | Bar | 160 |
| 冲击频率 (Impact frequency) | Hz | 47-53 |
| 流量 (Flow) | L/min | 62-68 |
| 冲击能 (Impact energy) | J | 135-160 |
| 回转性能参数 (Rotation functions) | | |
| 排量 (Displacement) | CC | 160 |
| 转速范围 (Rotation speed) | Rpm | 300 |
| 最大扭矩 (Max.torque) | Nm | 480 |
| 进油压力 (Oil inlet pressure) | Bar | 210 |
| 流量 (Flow) | L/min | 48 |
| 其他参数 (Others) | | |
| 水压 (Water pressure) | Bar | 10-15 |
| 水流量 (Water flow) | L/min | 30-60 |
| 润滑起雾压力 (Air lubrication pressure) | Bar | 3 |
| 润滑气对应流量 (lubrication air flow) | L/S | 4 |

HC50液压凿岩机技术参数

Hc50 rock drill technical data



| 产品编码 (Part No.) | GL-RD-HC50 | |
|---|------------|-----------------------|
| 项目 (Item) | 单位 (Unit) | 技术参数 (Technical data) |
| 结构参数 (Structure) | | |
| 外形尺寸 (不含钎尾) Overall dimension (Without drill tail) | mm | 813×314×112 |
| 重量 (Weight) | Kg | 104 |
| 中心高 (Center height) | mm | 89 |
| 钎尾 (Shank) | | T38/R38/R32 |
| 凿孔直径 (Hole dia) | mm | 45-76 |
| 冲击性能参数 (Impact functions) | | |
| 最大冲击功率 (Max.impact power) | KW | 13 |
| 进油压力 (Oil inlet pressure) | Bar | 150-230 |
| 冲击频率 (Impact frequency) | Hz | 45-62.5 |
| 流量 (Flow) | L/min | 8-105 |
| 冲击能 (Impact energy) | J | 179-200 |
| 回转性能参数 (Rotation functions) | | |
| 排量 (Displacement) | CC | 58.8 |
| 转速范围 (Rotation speed) | Rpm | 193 |
| 最大扭矩 (Max.torque) | Nm | 385 |
| 进油压力 (Oil inlet pressure) | Bar | 140 |
| 流量 (Flow) | L/min | 35 |
| 其他参数 (Others) | | |
| 水压 (Water pressure) | Bar | 12-20 |
| 水流量 (Water flow) | L/min | 30-60 |
| 润滑起雾压力 (Air lubrication pressure) | Bar | 3 |
| 润滑气对应流量 (lubrication air flow) | L/S | 0.5 |

HC110液压凿岩机技术参数 Hc110 rock drill technical data



| 产品编码 (Part No.) | GL-RD-HC110 | |
|---|-------------|-----------------------|
| 项目 (Item) | 单位 (Unit) | 技术参数 (Technical data) |
| 结构参数 (Structure) | | |
| 外形尺寸 (不含钎尾) Overall dimension (Without drill tail) | mm | 1093×332×200.5 |
| 重量 (Weight) | Kg | 215 |
| 中心高 (Center height) | mm | 107.5 |
| 钎尾 (Shank) | | T38/T38/T45 |
| 凿孔直径 (Hole dia) | mm | 51-89 |
| 冲击性能参数 (Impact functions) | | |
| 最大冲击功率 (Max.impact power) | KW | 27 |
| 进油压力 (Oil inlet pressure) | Bar | 165-190 |
| 冲击频率 (Impact frequency) | Hz | 63-72 |
| 流量 (Flow) | L/min | 150-170 |
| 冲击能 (Impact energy) | J | 329-380 |
| 回转性能参数 (Rotation functions) | | |
| 排量 (Displacement) | CC | 80 |
| 转速范围 (Rotation speed) | Rpm | 0-292 |
| 最大扭矩 (Max.torque) | Nm | 671 |
| 进油压力 (Oil inlet pressure) | Bar | 210 |
| 流量 (Flow) | L/min | 35 |
| 其他参数 (Others) | | |
| 水压 (Water pressure) | Bar | 20-30 |
| 水流量 (Water flow) | L/min | 90-130 |
| 润滑起雾压力 (Air lubrication pressure) | Bar | 3 |
| 润滑气对应流量 (lubrication air flow) | L/S | 0.7 |

应用案例 Application Case





使用地点: 广东阳山某隧道
产品型号: 43-R32
使用凿岩机型号: COP 1838HD+
工况: 中风化灰岩夹砂质页岩薄层, 隧道内岩石为三级a围岩(f=6-8), 隧道掘进
进尺速度: 2.3-2.4m/min
使用寿命: 800-1400米

Location: a tunnel in Yangshan, Guangdong
Product model: R32-43mm
Rock drill model: COP 1838HD+
Working conditions: moderately weathered limestone inter-bedded with a thin layer of sandy shale, the rock in the tunnel is grade 3a surrounding rock (f=6-8), tunneling
Feeding speed: 2.3-2.4m/min
Service life: 800-1400m



使用地点: 山西代县某铁矿
产品型号: 76-T45
使用凿岩机型号: HL710S
工况: 铁矿回采, 含褐铁矿
单孔深度20-24.5m, 单孔时间: 25-35min
使用寿命: 300-350米

Location: an iron mine in Dai County, Shanxi
Product model: T45-76mm
Rock drill model: HL710S
Working conditions: iron ore mining, containing limonite
Single hole depth 20-24.5m, single hole time: 25-35min
Service life: 300-350m

质量管控
Quality Management



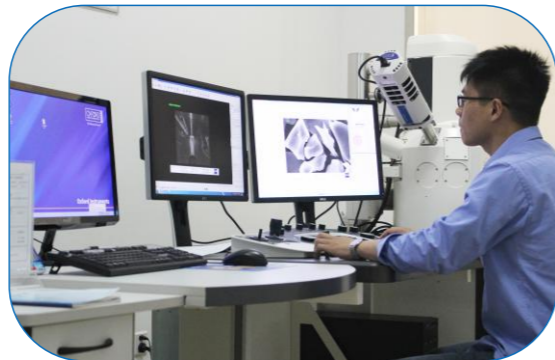
电感耦合等离子发射光谱仪
ICP




激光粒度分布仪
Laser Particle Size Distribution Analyzer



金相显微镜
Metallurgical Microscope



扫描电子显微镜
Scanning Electron Microscope






维氏硬度计
Vickers Hardness Tester



氧碳分析仪
Oxygen and Carbon Analyzer

资质证书
Qualification Certificate



企业文化 Corporate Culture



愿景 VISION

世界一流的凿岩工程工具、硬质合金、硬面材料制造商和服务商

World-class manufacturer and service provider of cemented carbide and hard facing materials for rock drilling tools



使命 MISSION

使员工实现价值让用户满意实现共赢发展

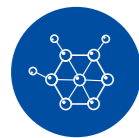
Make employees realize value, make users satisfied and realize win-win development



远景目标 LONG-RANGE TARGET

以凿岩工程工具为引擎,以硬质合金和硬面材料为两翼实现产业腾飞

Take drilling engineering tool as engine, take cemented carbide and hard surface material as two wings to realize industry take-off



研究与发展 RESEARCH AND DEVELOPMENT

自公司成立以来,致力于钨粉末、硬面材料及硬质合金工具、矿山工具等钨系列产品的研发、生产,以及行业专业解决方案的提供。公司坚持走专业化,精细化发展道路,生产的“金鹭”系列产品以安全可靠的品质,完善的售后服务体系迅速赢得市场;客户遍布全球二十多个工业发达国家和地区。

Since its inception, the company is committed to tungsten powder, hard surface materials and cemented carbide tools, mining tools and other tungsten products R & D, production, and professional solutions to the industry. The company insists on the development of specialization and refinement, and produces "Jinlu" series products with safe and reliable quality and perfect after-sales service system to win the market rapidly.

风采展示 Show Specialties In Activities



员工活动 STAFF ACTIVITIES



培训与素质拓展 TRAINING AND QUALITY DEVELOPMENT



营销网络

Sales Distribution Network



凿岩施工，首选金鹭，让您省心省钱！

XTC—your faithful partner that provides money-saving, worry-saving and time-saving services on construction projects!

质量 效率 效益
QUALITY EFFICIENCY BENEFIT

