



### ■ FEATURES:

- Own global certification
- Full range AC input for international use
- No-load consumption<0.1W
- Efficiency Level
- Protection: SCP/OCP/OVP
- Full protective plastic housing
- Temp.: -10~+50°C

### ■ APPLICATIONS:

- Consumer Electronics
- Communication Equipments
- Office Equipments
- Industrial Equipments
- Security Equipments

### ■ DESCRIPTION:

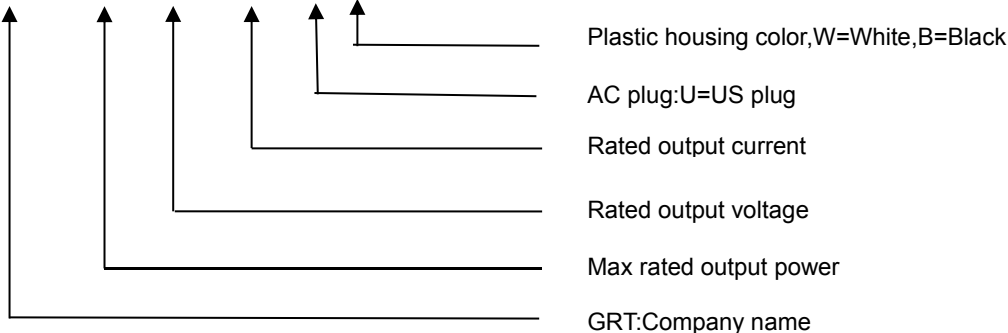
GRT-A30 series are the wall mounted type, to support 30W max power, which with smart size, green and single output. The item is Class II, with fixed AC plug like as AU, EU, UK, CN, KR, US and more, suitable for application with input voltage 90-264VAC, output voltage from 4Vdc to 56Vdc. Can meet the demands of all kinds of consumer electronics devices and pass International safety certifications.

GRT-A30 series with 89% efficiency, no-load power consumption below 0.1W, fully compliance with EU ERP and Code of Conduct (CoC) Version 5.

The most important feature of GRT-A30 series is that can save power consumption when standby mode. The plastic housing used for GRT-A30 series is compliance with UL94 V-0. It provides double insulation protection against electric shock.

■ Model number

**GRT-A30-120 250 U W**



SPECTION:

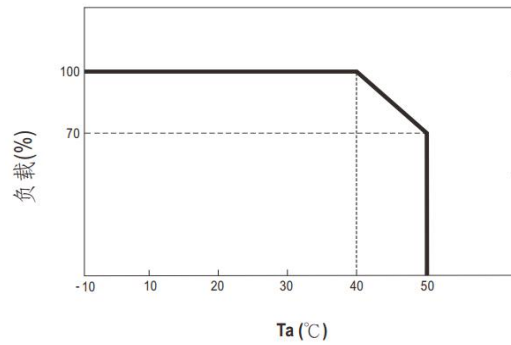
Output	Model ①	GRT-A30-050400UW	GRT-A30-120250UW	GRT-A30-240125UW	GRT-A30-480062UW
	DC Voltage ③	5V	12V	24V	48V
	Rated Current	4A	2.5A	1.25A	0.62A
	Current range	0-4A	0-2.5A	0-1.25A	0-0.62A
	Rated power	20W	30W	30W	30W
	Ripple & Noise (max) ④	200mVp-p	200mVp-p	200mVp-p	200mVp-p
	Volt. accuracy ⑤	±5.0%	±5.0%	±5.0%	±3.0%
	Line Regulation ⑥	±1.0%	±1.0%	±1.0%	±1.0%
	Load Regulation ⑦	±5.0%	±3.0%	±3.0%	±2.0%
	Turn on/Rise/Hold on time	2000ms, 50ms, 10ms /230VAC    3000ms, 50ms, 10ms /115VAC (@ full load)			
Input	Voltage range	90-264VAC			
	Frequency range	47 ~ 63Hz			
	Efficiency (Typ.)	85%	87%	88%	89%
	AC current	0.6A / 115VAC    0.3A / 230VAC			
	Inrush current (max)	Cold start 40A / 115VAC    75A / 230VAC			
	Surge current(max)	0.25mA / 240VAC			
Protection	Over-load	120%~180% Rated output power			
		The power supply shall be protected when output in over-load			
	Over-voltage	110%~140% Rated output voltage			
		The power supply will be restarted recovery when power off			
Environment	Working Temp.	-10 ~ +50 °C ( refers to deduction curve)			
	Working Humidity	20 ~ 90% RH, non-condensing			
	Temp/humidity Storage	-20 ~ +85 °C, 10 ~ 95% RH, non-condensing			
	Temp. coefficient	±0.03% / °C (0 ~ 40 °C)			
	Vibration	10 ~ 500Hz, 2G 10m/circle, X、Y、Z axis, 60m per each			
Safety Standard		GB4943 , GB4706 , IEC62368-1, EN62368-1, UL62368-1, KC60950, EN61558			

Remark: The information just for reference, the specific data shall be finally confirmed by both parties

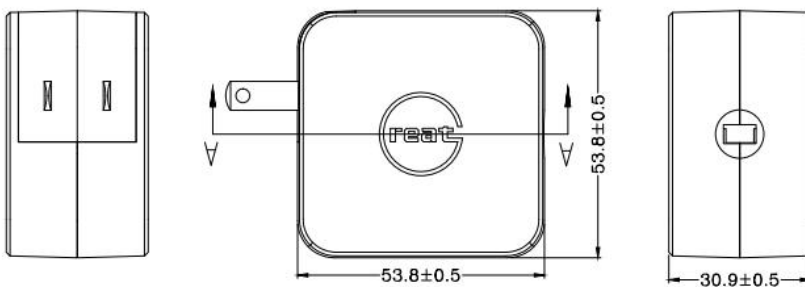
Safety	Withstand	I/P-O/P: 3000VAC																											
	Insulation	I/P-O/P:10M Ohms / 500VDC / 25℃ / 70% RH																											
EMC	EMC ⑧	<b>Parameter</b>	<b>Standard</b>		<b>Test Level / Note</b>																								
		Conducted emission	GB17625.1,EN55032,		Class B																								
		Radiated emission	GB/T-9254, EN55035, GB4343, FCC Part 15,		Class B																								
Other	Lifetime	3years : 100% load at 40℃, 12 hours per day																											
	MTBF	≥50000hrs min. MIL-HDBK-217F (25℃)																											
	Dimension	53.8*53.8*32 mm (L*W*H)																											
Connector	AC inlet	Fixed AC plug (2~3pins),like as EU, UK,US,AU,CN,KR,JP ect																											
	Power cord (O/P)	According to clients' requirements																											
Remarks	1. I Mode series,details as below list:																												
	<table border="1" style="width: 100%; border-collapse: collapse;"> <thead> <tr> <th rowspan="2" style="text-align: center;">Part Number</th> <th rowspan="2" style="text-align: center;">Input</th> <th colspan="3" style="text-align: center;">Output</th> </tr> <tr> <th style="text-align: center;">Voltage (V )</th> <th style="text-align: center;">Current (A)</th> <th style="text-align: center;">Power (W) max</th> </tr> </thead> <tbody> <tr> <td rowspan="5" style="text-align: center; vertical-align: middle;">GRT-A30-XXXYYYU#</td> <td rowspan="5" style="text-align: center; vertical-align: middle;">100-240V ~/1.5A Max/50-60Hz</td> <td style="text-align: center;">4.0-6.0</td> <td style="text-align: center;">0.10-4.00</td> <td style="text-align: center;">20</td> </tr> <tr> <td style="text-align: center;">6.1-18.0</td> <td style="text-align: center;">0.10-2.50</td> <td style="text-align: center;">30</td> </tr> <tr> <td style="text-align: center;">18.1-30.0</td> <td style="text-align: center;">0.10-1.67</td> <td style="text-align: center;">30</td> </tr> <tr> <td style="text-align: center;">30.1-42.0</td> <td style="text-align: center;">0.10-1.00</td> <td style="text-align: center;">30</td> </tr> <tr> <td style="text-align: center;">42.1-56.0</td> <td style="text-align: center;">0.10-0.71</td> <td style="text-align: center;">30</td> </tr> </tbody> </table>					Part Number	Input	Output			Voltage (V )	Current (A)	Power (W) max	GRT-A30-XXXYYYU#	100-240V ~/1.5A Max/50-60Hz	4.0-6.0	0.10-4.00	20	6.1-18.0	0.10-2.50	30	18.1-30.0	0.10-1.67	30	30.1-42.0	0.10-1.00	30	42.1-56.0	0.10-0.71
Part Number	Input	Output																											
		Voltage (V )	Current (A)	Power (W) max																									
GRT-A30-XXXYYYU#	100-240V ~/1.5A Max/50-60Hz	4.0-6.0	0.10-4.00	20																									
		6.1-18.0	0.10-2.50	30																									
		18.1-30.0	0.10-1.67	30																									
		30.1-42.0	0.10-1.00	30																									
		42.1-56.0	0.10-0.71	30																									
<p>Notes:</p> <p>XXX:Three digits number which represents output voltage from 4.0Vdc to 56.0Vdc, minimum rising step is 0.1V. (e.g:040=4.0V,180=18.0V,300=30.0V.420=42.0V,560=56.0V)</p> <p>YYY:Three digits number which represents output current from 0.1A to 4.0A, minimum rising step is 0.01A (e.g.: 001=0.1A,400=4.0A. )</p> <p>U: represents AC plug,E=EU plug, B=UK plug,U=US plug ,A=AU plug ,C=CN plug</p> <p>#:the symbol represents plastic housing color, W=white, B=Black</p>																													
<p>2. If without special requirements, all specification parameters are tested under specified conditions (with input 230VAC, rated load at 25℃ 70%RH)</p> <p>3. DC voltage test: test at AC socket at 50% load</p> <p>4. Ripple &amp; noise test :use one #12 UTP, the oscilloscope set to 20MHZ bandwidth limit,parallel with0.1uF and 10uF capacitors</p> <p>5. Accuracy: Includes setting error,rate of linear regulation / load regulation</p> <p>6.Linear Regulation: Test from low voltage to high voltage at rated load</p> <p>7. Load regulation:test the rated load from 10% to 100%</p> <p>8. The item has passed EMC test</p>																													

Remark:The information just for reference,the specific data shall be finally confirmed by both parties

■ DEDUCTION CURVE



■ DIMENSION (unit:mm)



■ OUTPUT DC CONNECTOR

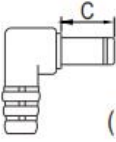
◎ Common DC jack (set as standard if without special requirements):

	<b>Pin definition</b>
	 外側 ⊖ — ⊕ 内側

◎ Optional DC jacks:

Tuning Fork Style		A	B	C	
		OD	ID	L	
	 (Straight) (Straight)	5.5	2.1	9.5	
		5.5	2.1	11.0	
	 (Right-angled)	5.5	2.5	9.5	
		5.5	2.5	11.0	
		5.5	2.1	9.5	
		5.5	2.1	11.0	
	Barrel Style	 (Straight)	A	B	C
			OD	ID	L
		5.5	2.1	9.5	
		5.5	2.1	11.0	
		5.5	2.5	9.5	

Remark: The information just for reference, the specific data shall be finally confirmed by both parties

	 (Right-angled)	<b>5.5</b>	<b>2.5</b>	<b>11.0</b>
		<b>5.5</b>	<b>2.1</b>	<b>9.5</b>
		<b>5.5</b>	<b>2.1</b>	<b>11.0</b>
		<b>5.5</b>	<b>2.5</b>	<b>9.5</b>
		<b>5.5</b>	<b>2.5</b>	<b>11.0</b>

Remark: The information just for reference, the specific data shall be finally confirmed by both parties