

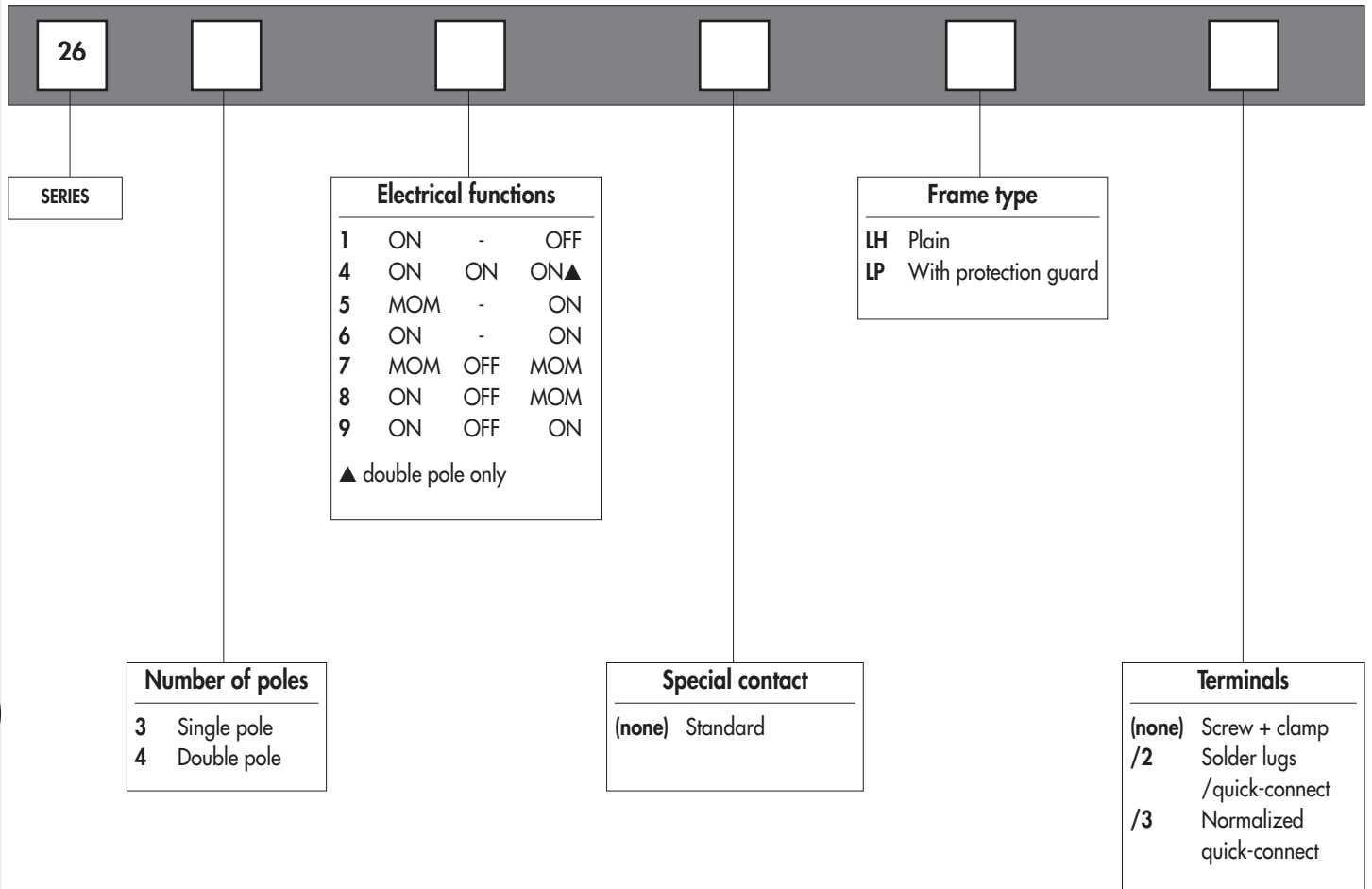
2600 series

Power rocker switches

Overview



UG1006-A



ABOUT THIS SERIES

On the following pages, you will find successively :

- model structure of switches
- options in the same order as in above chart

Dimensions : first dimensions are in mm while inches are shown as bracketted numbers.



Sealing boot U21 50 available to protect the switches against dust and water. See section H.



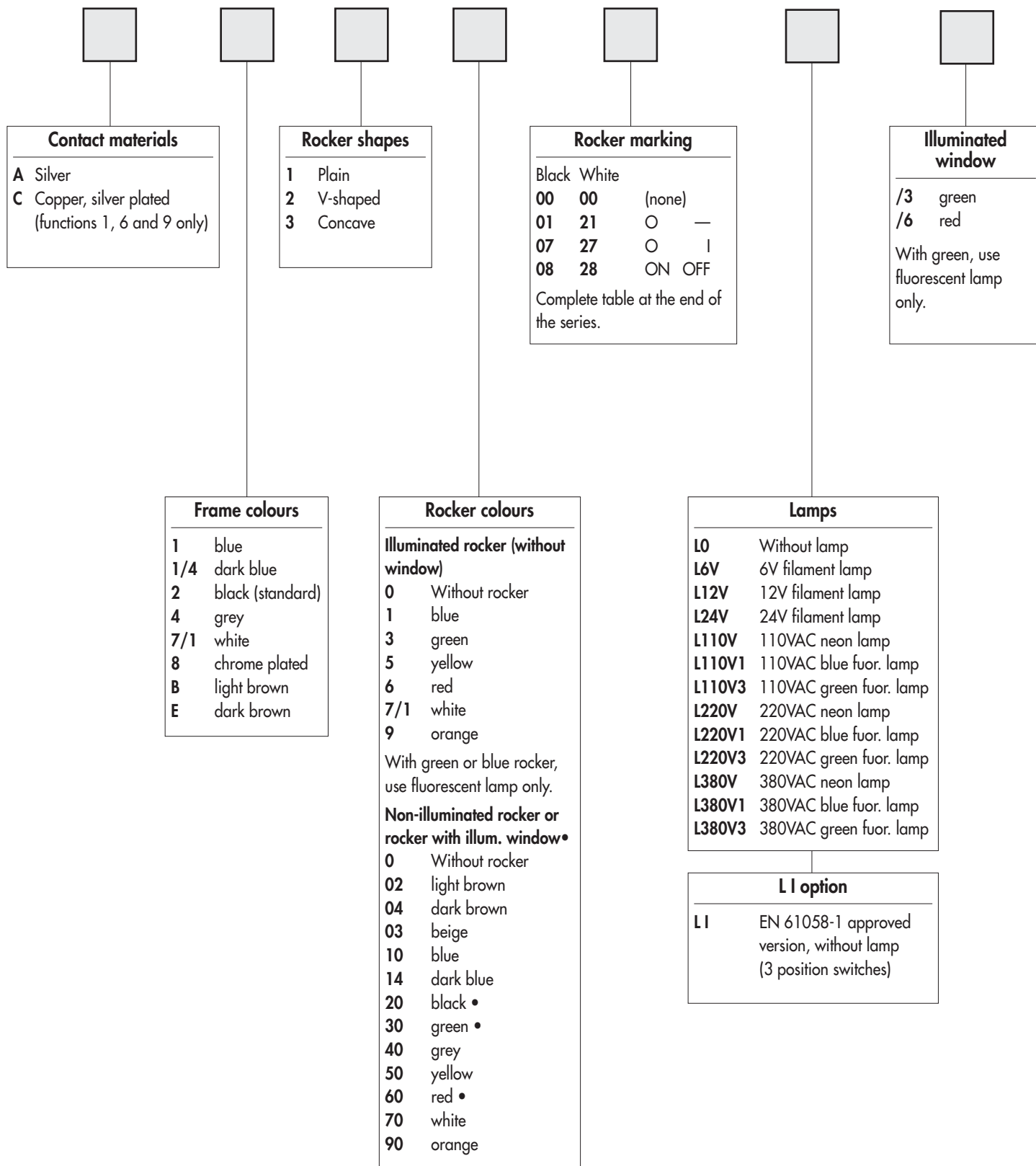
NOTICE : please note that not all combinations of above numbers are available. Refer to the following pages for further information.



2600 series

Power rocker switches

Overview



Packaging unit : 20 pieces per type and colour.

2600 series

Power rocker switches

Distinctive features and specifications



- Three rocker shapes : plain, V-shaped or concave
- Various rocker colours
- Frame with protection guard on 2600LP models
- Illuminated or non-illuminated
- UL, CSA, VDE and NF (EN 61058-1) approved

ELECTRICAL SPECIFICATIONS

- Max. current/voltage rating with resistive load and approved ratings : see table below.
- Initial contact resistance : 10mΩ max.
- Insulation resistance : 1.000 MΩ min. at 500VDC
- Dielectric strength : 2.500 Vrms 50 Hz min. between terminals
3.000 Vrms 50 Hz min. between terminals and metal panel
- Electrical life : 10.000 cycles at full load

FUNCTIONS	APPROVED RATINGS				DIRECT CURRENT	
	CSA (double pole) CSA 22-2	UL (double pole) UL 1054	VDE EN 61058-1	NF EN 61058-1	24 VDC	12 VDC
ON - OFF ON - ON	1/6 HP 125VAC 16A 125VAC 16A 250VAC 1/3 HP 250VAC	1/6 HP 125VAC 16A 125VAC 16A 250VAC 1/3 HP 250VAC	10(4)A 250VAC T 85/55	-	10A	15A
ON - OFF - ON	10A 125VAC 10A 250VAC 1/6 HP 125/250VAC	10A 125VAC 10A 250VAC 1/6 HP 125/250VAC	L1 option 10(4)A 250VAC	L1 option 10(4)A 250VAC	8A	10A
ON - ON - ON	-	-	-	-	5A	8A
OTHERS	10A 125VAC 10A 250VAC 1/6 HP 250VAC	-	L1 option 10(4)A 250VAC	L1 option 10(4)A 250VAC	8A	10A

MATERIALS

- Case : melamine/polyester
- Frame : polyamide
- Actuator : polyamide
- Contacts :
- A : silver
- C : copper, silver plated

GENERAL SPECIFICATIONS

- Panel thickness : 0,8 mm to 4 mm (.031 to .157)
- Operating temperature :
 - silver contacts (A) : -20°C to +125°C
 - silver plated contacts (C) : -10°C to +55°C

AGENCY APPROVALS



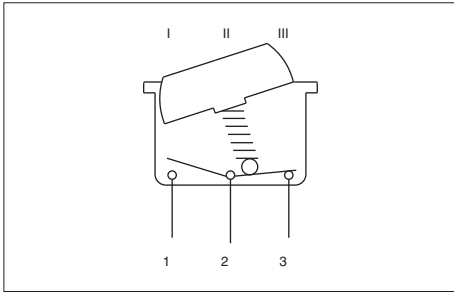
Availability : consult factory for details of approved models.

Marking : approved models are standard marked.



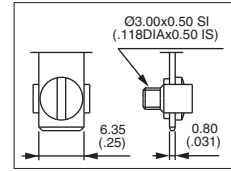
2600 series

Power rocker switches

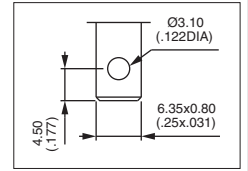


- Model 2600LP with protection guard
- 1 and 2 pole configurations

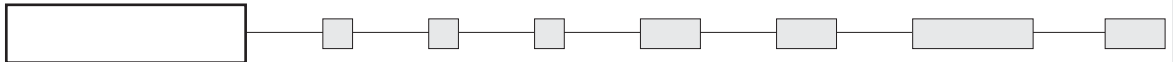
2640LH



2640LH/2



MODEL STRUCTURE

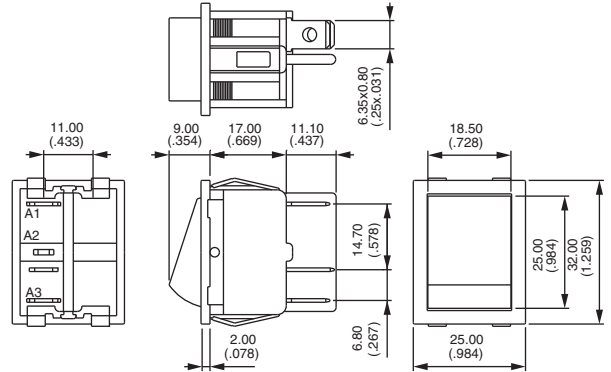


2600LH - single pole




Screw term. + clamp Solder lug/ quick-connect

	III A2-A1	II A2-A3	I A2-A3
2631LH	ON	-	OFF
2645LH	MOM	-	ON
2636LH	ON	-	ON
2637LH	MOM	OFF	MOM
2638LH	ON	OFF	MOM
2639LH	ON	OFF	ON



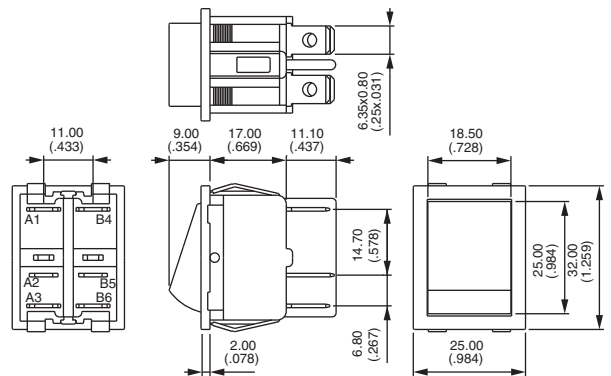
2600LH - double pole



Screw term. + clamp Solder lug/ quick-connect

	III A2-A1 B5-B4	II A2-A3 B5-B6	I A2-A3 B5-B6
2641LH	ON	-	OFF
2644LH*	ON	ON	ON
2645LH	MOM	-	ON
2646LH	ON	-	ON
2647LH	MOM	OFF	MOM
2648LH	ON	OFF	MOM
2649LH	ON	OFF	ON

* Function 4 : SP in DP case, see end of catalogue.

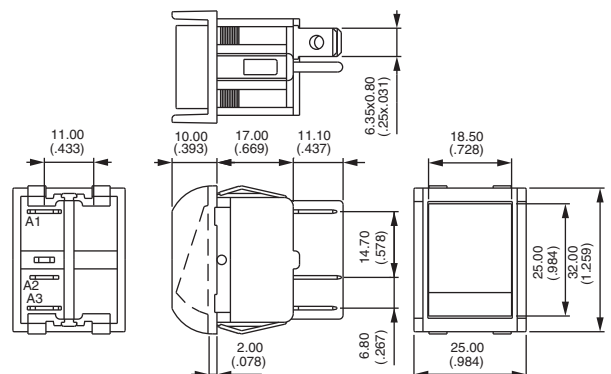


2600LP - with protection guard - single pole



Screw term. + clamp Solder lug/ quick-connect

	III A2-A1	II A2-A3	I A2-A3
2631LP	ON	-	OFF
2635LP	MOM	-	ON
2636LP	ON	-	ON
2637LP	MOM	OFF	MOM
2638LP	ON	OFF	MOM
2639LP	ON	OFF	ON



2600 series

Power rocker switches

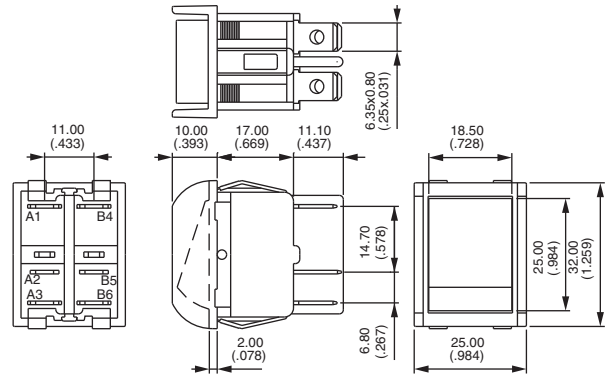


2600LP - with protection guard - double pole

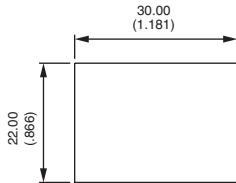


	III	II	I
	A2-A1	A2-A3	
	B5-B4	B5-B6	
Screw term. + clamp			
Solder lug/ quick-connect			
2641LP	2641LP/2	ON - OFF	
2644LP*	2644LP/2*	ON ON ON	
2645LP	2645LP/2	MOM - ON	
2646LP	2646LP/2	ON - ON	
2647LP	2647LP/2	MOM OFF MOM	
2648LP	2648LP/2	ON OFF MOM	
2649LP	2649LP/2	ON OFF ON	

* Function 4 : SP in DP case, see end of catalogue.



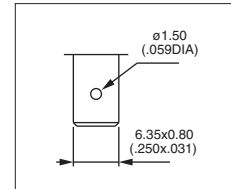
PANEL CUT-OUT



TERMINAL OPTION

Specify after LH or LP.

/3 Normalized quick-connect terminals 6,35 x 0,8 (.250 x .031)



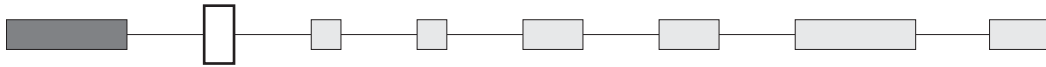
D



2600 series

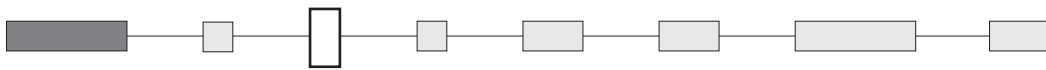
Power rocker switches

CONTACT MATERIALS



- A Silver
- C Copper, silver plated (available with functions 1, 6 and 9 only)

FRAME COLOURS

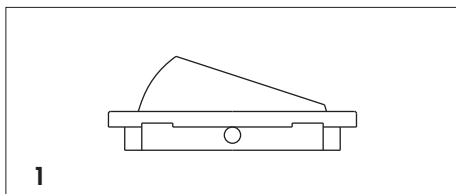
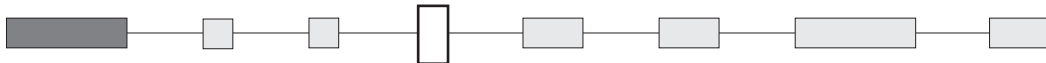


- 1 Blue
- 1/4 Dark blue
- 2 Black (standard)
- 4 Grey
- 7/1 White
- 8 Chrome plated
- B Light brown
- E Dark brown

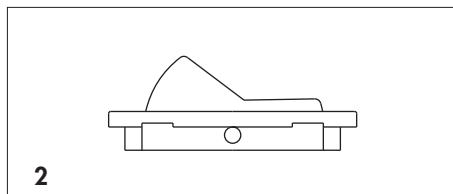


This option has UL approval only.

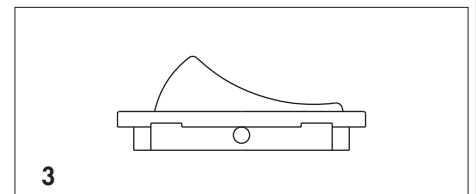
ROCKER SHAPES



1 Plain



2 V-shaped



3 Concave

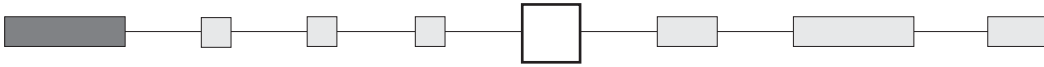
2600 series

Power rocker switches

OPTIONS



ROCKER COLOURS



For illuminated switches

	Without rocker	Blue*	Green*	Yellow	Red	White	Orange
Plain rocker P/N	-	U881	U883	U885	U886	U887	U889
V-shaped rocker P/N	-	U861	U863	U865	U866	U867	U869
Concave rocker P/N	-	U871	U873	U875	U876	U877	U879
Colour code	0	1	3	5	6	7/1	9

* With green or blue rocker, use fluorescent lamp only.

For non-illuminated switches or switches with illuminated window (•)

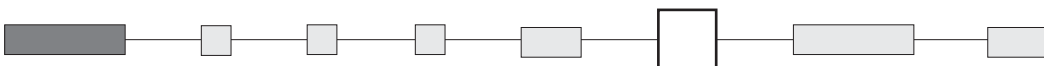
	Without rocker	Light brown	Dark brown	Beige	Blue	Dark blue	Black	Green	Grey	Yellow	Red	White	Orange
Plain rocker P/N	-	U1250B	U1250BF	U1250	U1251	U1251/4	U1252	U1253	U1254	U1255	U1256	U1257	U1259
V-shaped rocker P/N	-	U1270B	U1270BF	U1270	U1271	U1271/4	U1272	U1273	U1274	U1275	U1276	U1277	U1279
Concave rocker P/N	-	U1260B	U1260BF	U1260	U1261	U1261/4	U1262	U1263	U1264	U1265	U1266	U1267	U1269
Colour code	0	02	04	03	10	14	20•	30•	40	50	60•	70	90

Complete box with one of above colour codes.

To order rockers separately, use their P/N (U....) and complete box with code 0.

Rockers with illuminated windows (codes 20, 30, 60) : part numbers on request.

ROCKER MARKING



MARKING		4 1 5 2 6 3	4 1 5 2 6 3	4 1 5 2 6 3	4 1 5 2 6 3	4 1 5 2 6 3	4 1 5 2 6 3	3 6 1 4	4 1 5 2 6 3	4 1 5 2 6 3	4 1 5 2 6 3	4 1 5 2 6 3
COLOUR	-											
Black	00	01	02	06	07	08	03	04	05*	40	43*	46
Red	00	11	12	16	17	18	13	14	15*	41	44*	47
White	00	21	22	26	27	28	23	24	25*	42	45*	48

* Not available on V-shaped rockers

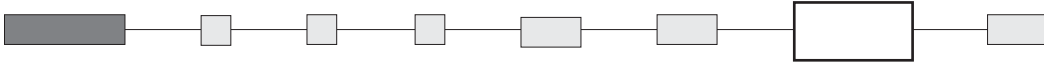
Special markings and marking on rockers with illuminated window : consult factory.



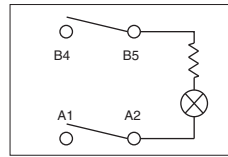
2600 series

Power rocker switches

LAMP



L0	Non-illuminated switch
L6V	Filament lamp 6V
L12V	Filament lamp 12V
L24V	Filament lamp 24V
L110V	Neon lamp 110VAC
L110V1	BLUE fluorescent lamp 110VAC
L110V3	Green fluorescent lamp 110VAC
L220V	Neon lamp 220VAC
L220V1	BLUE fluorescent lamp 220VAC
L220V3	Green fluorescent lamp 220VAC
L380V	Neon lamp 380VAC
L380V1	BLUE fluorescent lamp 380VAC
L380V3	Green fluorescent lamp 380VAC
L1	EN61058-1 approved version without lamp (3 position switches)

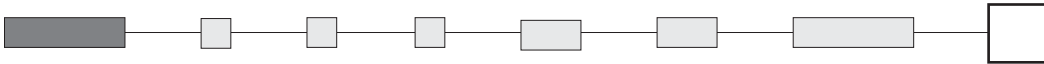


For illuminated models, the lamp is always connected between center terminals 2 and 5.



Lamps L380V, L380V1 and L380V3 are not UL/CSA approved.

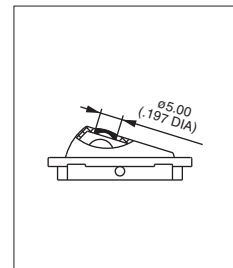
ILLUMINATED WINDOW



For black, green and red rockers only

/3 Green
/6 Red

With green, use fluorescent lamp only.
No marking available on illuminated windows.



D