



# The Acceptance Criteria for 7.5 inch EPD

## **1. Scope**

This acceptance criteria shall be applied to EPD that supplied by Good Display.

## **2. Incoming Inspection**

The customer shall inspect the modules within thirty calendar days of the delivery date (the "inspection period") at its own cost. The result of the inspection (acceptance or rejection) shall be recorded in writing, and a copy of this writing will be promptly sent to the seller, If the results of the inspecting from buyer does not send to the seller within thirty calendar days of the delivery date. The modules shall be regards as acceptance.

Should the customer fail to notify the seller within the inspection period, the buyers right to reject the modules shall be lapsed and the modules shall be deemed to have been accepted by the buyer.

## **3. Inspection Sampling Method**

**3.1 Lot size: Quantity per shipment lot per model**

**3.2 Sampling type: Normal inspection, Single sampling**

**3.3 Inspection level: II b**

**3.4 Sampling table: MIL-STD-105D**

**3.5 Acceptable quality level (AQL)**

Major defect: AQL=0.65

Minor defect: AQL=1.00

## **4. Inspection Conditions**

**4.1 Ambient conditions:**

a. Temperature:  $23\pm 2^{\circ}\text{C}$

b. Humidity:  $(55\pm 5)\% \text{RH}$

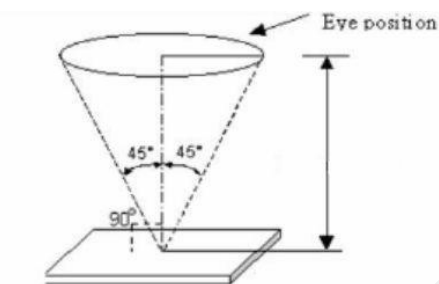
c. Illumination: 1200lux~1500lux; Typical is setting around 1350lux +/- 150

## 4.2 Viewing distance

The distance between the EPD and the inspector's eyes shall be at  $30 \pm 5$  cm.

## 4.3 Viewing Angle

U/D:  $45^\circ/45^\circ$ , L/R:  $45^\circ/45^\circ$



## 5. Inspection Criteria

### 5.1 Zone Definition

A Zone: Active area      B Zone: Border area

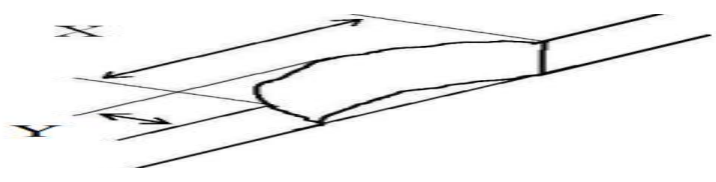
### 5.2 Cosmetic criteria

The items are shown a table below . Other items and standard values, applicable zones are to be decided by agreement. A limited sample shall be made to decide standards.

#### Major Defects:

Item	Description	Classification
No display	No display show on screen due to malfunction	Major
Line defect	Line missing or unusual appear when display	Major
Abnormal display	Unusual pattern or function displayed	Major

#### Minor Defects:

Item		Criteria		Specific Zone		
Name	Causes					
Spot	B/W spot in glass or protection sheet, foreign mat. Pin hole	Spot Size		A Zone	B Zone	
		$D \leq 0.25\text{mm}$		Ignore	Ignore	
		$0.25\text{mm} < D \leq 0.4\text{mm}$		4		
		$0.4\text{mm} < D \leq 0.5\text{mm}$		1		
		$D > 0.5\text{mm}$		0		
Scratch or line defect	Scratch on glass or Scratch on FPL or Particle is Protection sheet.	Length	Width	A Zone		
		$L \leq 2\text{mm}$	$W \leq 0.1\text{mm}$	Ignore		
		$2\text{mm} < L \leq 8\text{mm}$	$0.1\text{mm} < W \leq 0.2\text{mm}$	2		
		$L > 8\text{mm}$	$W > 0.2\text{mm}$	0		
Air bubble	Air bubble	$D1, D2 \leq 0.25\text{mm}$		Ignore		
		$0.25\text{mm} < D1, D2 \leq 0.4\text{mm}$		4		
		$D1, D2 > 0.4\text{mm}$		0		
Side Fragment						
			$X \leq 3\text{mm}, Y \leq 0.5\text{mm}$ & display is ok, Ignore			

**Remarks:**

**Spot define: That only can be seen under WS or DS defects.**

**(\* WS: White state, DS: Dark state)**

**Any defect which is visible under gray pattern or transition process but invisible under black, white and Red is disregarded.**

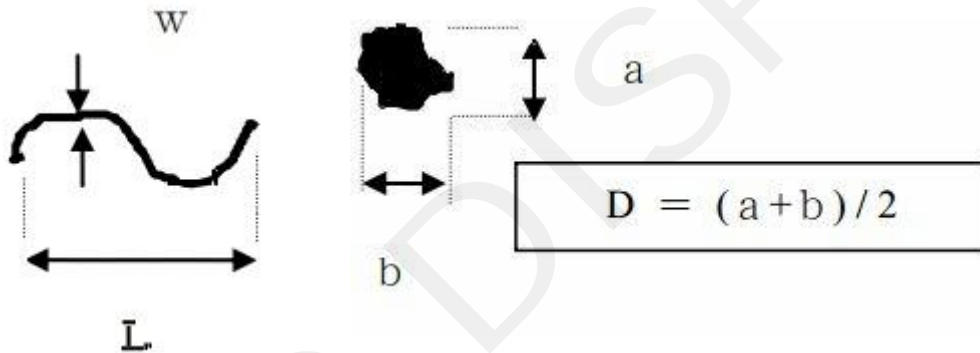
**Hereis definition of the "Spot" and "Scratch or line defect".**

**Spot:  $W > 1/4L$**

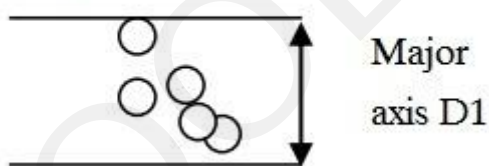
**Scratch or line defect:  $W \leq 1/4L$**

**Definition for L/W and D (major axis)**

**FPC bonding area pad doesn't allowed visual inspection.**



Aggregate of small air



Big air bubble

