CHARACTERISTIC OF VALVE REGULATED iGEL BATTERY

MODEL: UTX14-BS(iGEL)

NO.: 301050035-00070

Plane Chart:

Unit:(mm) Terminal type:(Z1)

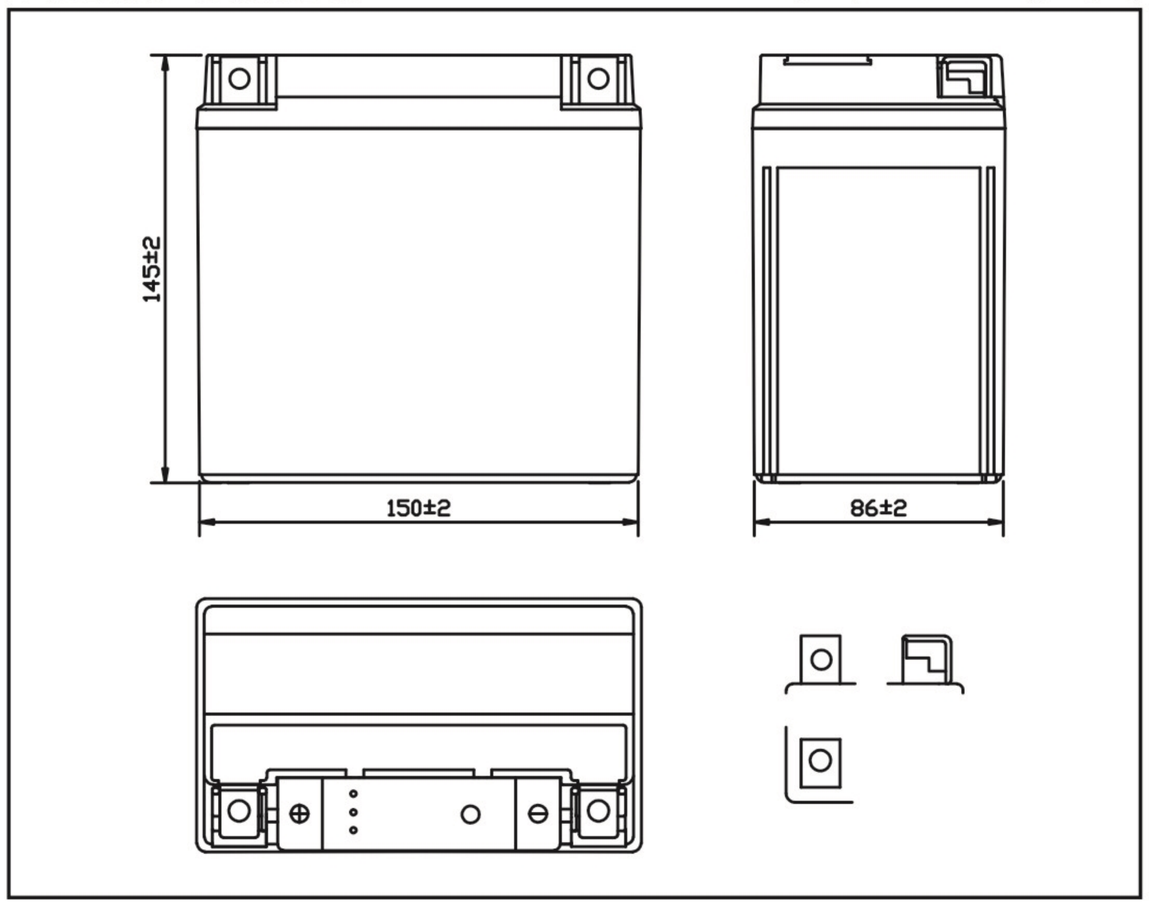

Parts:

Executed Standard: JISD 5302-2004

Cover	Container Bottom	Terminal	Positive Plate	Negative Plate	Separator	Electrolyte	Gel	Safty Valve	Seal Glue
ABS	ABS	Cu	PbO_2	Pb	AGM	dilute sulphuric acid	Fumed Silica	Rubber	Epoxy Resin

Parameter Chart:

Volts	12V	
Capacity (25°C)	10 hours rate	12Ah
Appx.Dimension (mm)	L±2	150
	W±2	86
	H±2	145
Storage Status	Wet	
Weight (Approx)	4.4Kg	
Retention of Charge Storage @25 °C		
1 month 97%	Directly Mounted	
3 month 90%	Directly Mounted	
6 month 80%	Constant Volts:14.4V Limit Current:2.4A Charging Hours:2-3H	
12 month 40%	Constant Volts:14.4V Limit Current:2.4A Charging Hours:4-6H	
CCA	**Factory Standard (-10°C)**	**Factory Standard (-18°C)**
Discharging Current	100A	150A

★The above are average and data obtained from the firsr 3 charge/discharge cycles.These are not minimum values.

★The different item No.of battery can be developed according to the customer's demand.

Discharge Current 25℃

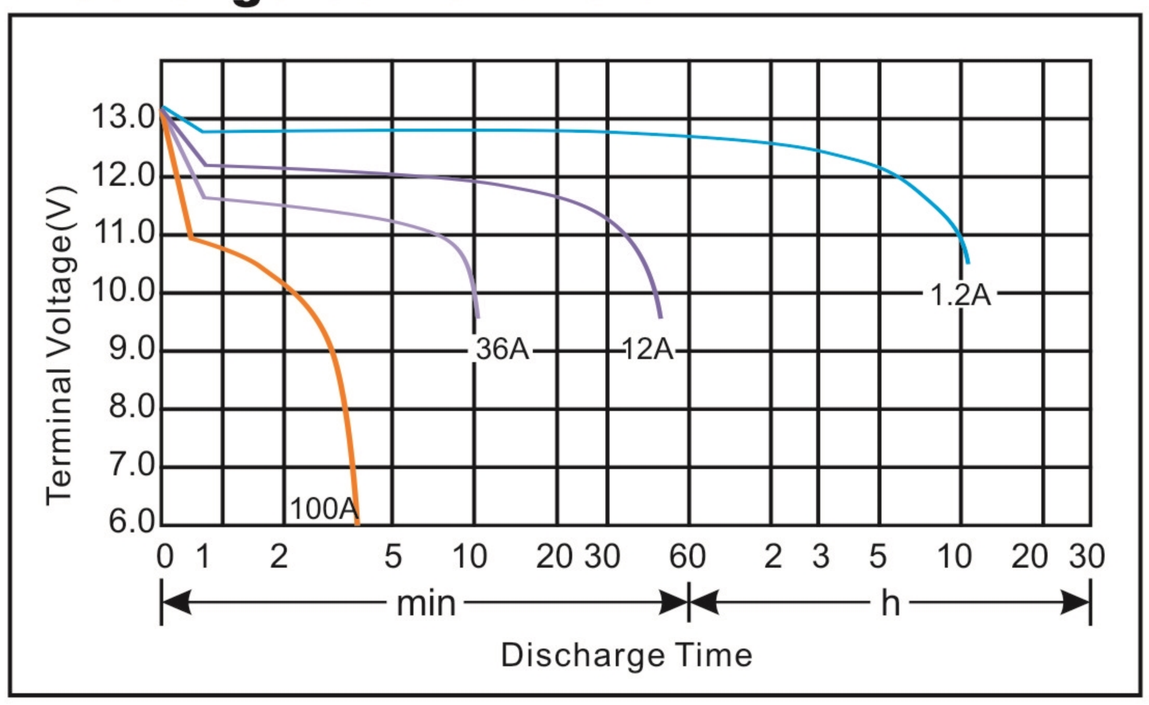

Residual Capacity

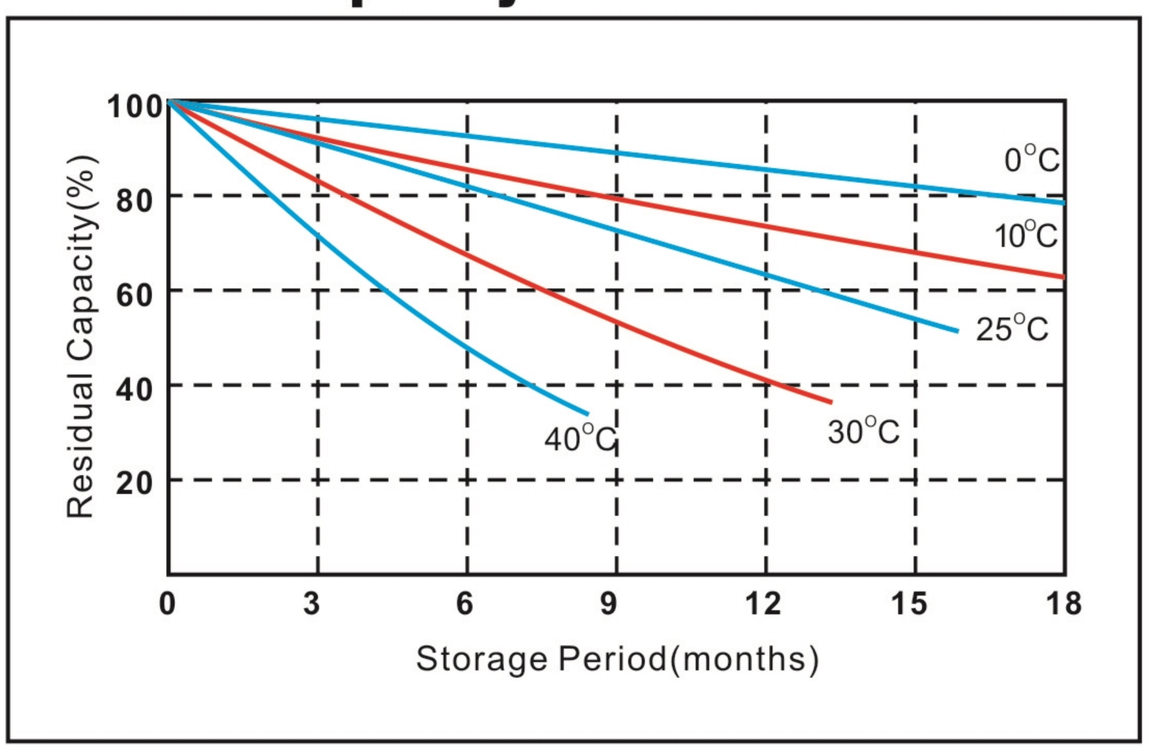

V202009