

Claudin18.2/Miapaca2

CBP74142

Contents

I. Background.....	1
II. Introduction.....	1
III. Description of Host Cell Line.....	2
IV. Representative Data.....	2



Claudin18.2/Miapaca2

CBP74142

I. Background

Claudins (CLDNs) are a family of proteins that form tight junctions and maintain the polarity of epithelial and endothelial cells. CLDN18 is specifically expressed in the stomach and lung. Of the two CLDN18 isoform transcripts produced by alternative splicing, CLDN18.2 is a highly selective gastric lineage marker that determines the gastric phenotype in a neoplastic condition, whereas CLDN18.1 is lung specific. CLDN18.2 is a highly selective gastric lineage antigen expressed exclusively on short-lived differentiated gastric epithelial cells where it has only limited accessibility to antibody drugs.^{14,15} CLDN18.2 is maintained during the course of malignant transformation and thus frequently displayed on the surface of human gastric cancer cells.

II. Introduction

Host Cell: Miapaca2

Expressed gene: Claudin18.2

Stability: 32 passages (in-house test, that not means the cell line will be instable beyond the passages we tested.)



Freeze Medium: 90% FBS+10% DMSO

Culture Medium: DMEM+10%FBS+5%马血清+2ug/ml puromycin

Mycoplasma Testing: Negative

Storage: Liquid nitrogen

Application(s): Binding Assay,FACS

III. Description of Host Cell Line

Organism: Homo sapiens, human





Tissue: pancreas

Disease: carcinoma

Morphology: attached epithelial with floating rounded cells

Growth Properties: attached epithelial with floating rounded cells

IV. Representative Data

	Population Name	Mean , FL4-A	Catalog ID
	Miapaca-2-CLND18.2-C8	2.76E5	CBP74142-H
	Miapaca-2-CLND18.2-C14	1.50E4	CBP74142-L
	Miapaca-2-CLND18.2-C11	3.64E4	CBP74142-M
	Miapaca-2	934	

