

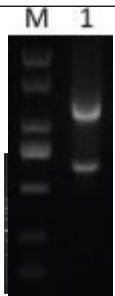
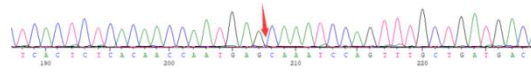
# CERTIFICATE OF ANALYSIS

## AI-Edigene® FGFR2(E17)-AHCYL1(E2) Fusion

### General information

|                     |  |
|---------------------|--|
| Name:               | AI-Edigene® FGFR2(E17)-AHCYL1(E2) Fusion |
| Catalog No.         | CBP20189R                                |
| Lot No.             | CGD2022022410                            |
| Format              | RNA                                      |
| Left Gene           | FGFR2(E17)                               |
| Left Breakpoint     | chr10:123243212:-                        |
| Right Gene          | AHCYL1(E2)                               |
| Right Breakpoint    | chr1:110551656:+                         |
| Ploidy              | 1.98                                     |
| Buffer              | RNase-free H2O                           |
| Storage Conditions  | -80°C                                    |
| Date of Manufacture | Feb.-24-2022                             |
| Expiry              | 12 months from the date of manufacture   |

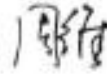
### Quality Control

| Test Items          | Standard          | Results   | Passed |
|---------------------|-------------------|---|--------|
| Quantity            | 3ug/vial*1 vial   | 3ug/vial*1 vial   | √      |
| Conc.               | Qubit 3.0         | 60 ng/uL±10%  | √      |
| OD260/OD280         | 1.8~2.1           | 1.89  | √      |
| RNA electrophoresis | No Degradation    | <br>M: Marker<br>1: AI-Edigene® FGFR2(E17)-AHCYL1(E2) Fusion | √      |
| Genotype            | Sanger Sequencing |   | √      |
| Copy number         | DdPCR             | 4281.04 copies/ng   | √      |

**Caution:**

For research use only.

If you have any questions about the Certificate of Analysis, please contact us.

Certified by:  Date:\*\*\*\*

 Date:\*\*\*\*