

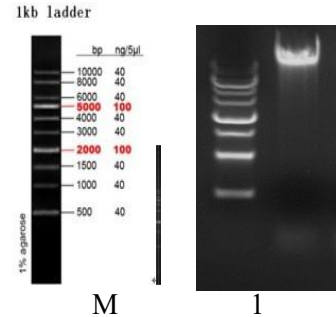
CERTIFICATE OF ANALYSIS

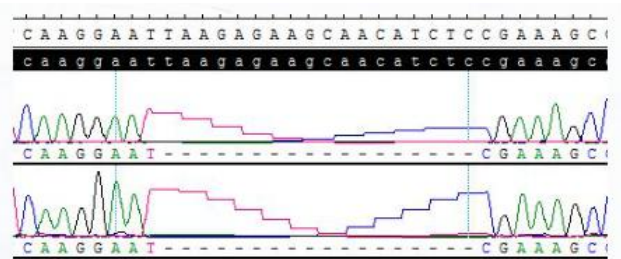
AI-Edigene® EGFR p.L747_P753>S Reference Standard Plus

Product information

| | |
|---------------------|--|
| Name | AI-Edigene® EGFR p.L747_P753>S Reference Standard Plus |
| Catalog No. | CBP10419 |
| Lot No. | CGD14583330 |
| Format | Genomic DNA |
| DNA Change | c.2240_2257del18 TAAGAGAAGCAACATCTC>- |
| AA Change | p.L747_P753>S |
| Mutation Type | Complex-deletion In frame |
| Zygoty | Homozygous |
| Allelic Frequency | 100% |
| Transcript | ENST00000275493 |
| Copy Number | 2 |
| Ploidy | 2.13 |
| Buffer | Tris-EDTA |
| Storage Conditions | -20°C |
| Date of Manufacture | Jun.-27-2019 |
| Expiry | 36 months from the date of manufacture |

Quality Control


| Test Items | Standard | Results | Passed |
|--------------------------------------|----------------|--|--------|
| Quantity | 1ug/vial*1vial | 1ug/vial*1vial | √ |
| Concentration | Qubit 3.0 | 40 ng/uL±10% | √ |
| OD ₂₆₀ /OD ₂₈₀ | 1.7~2.0 | 1.91 | √ |
| DNA electrophoresis | No Degradation |  <p> 1kb ladder bp ng/5ul 10000 40 8000 40 6000 40 5000 100 4000 40 3000 40 2000 100 1500 40 1000 40 500 40 1% agarose M 1 M: Marker 1: AI-Edigene® EGFR p.L747_P753>S Reference Standard Plus </p> | √ |

| | | | |
|----------|-------------------|--|---|
| Genotype | Sanger Sequencing |  | √ |
| %AF | 100.00% | 100.00% by DdPCR detection | √ |

Caution:

For research use only.

If you have any questions about the Certificate of Analysis, please contact us.

Certified by:  Date:****

 Date:****