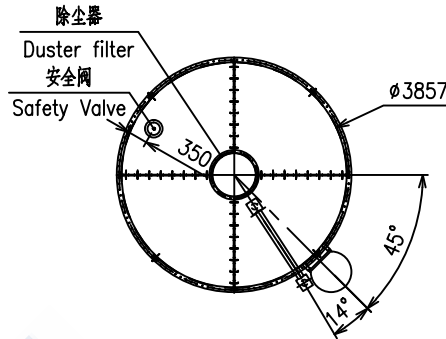
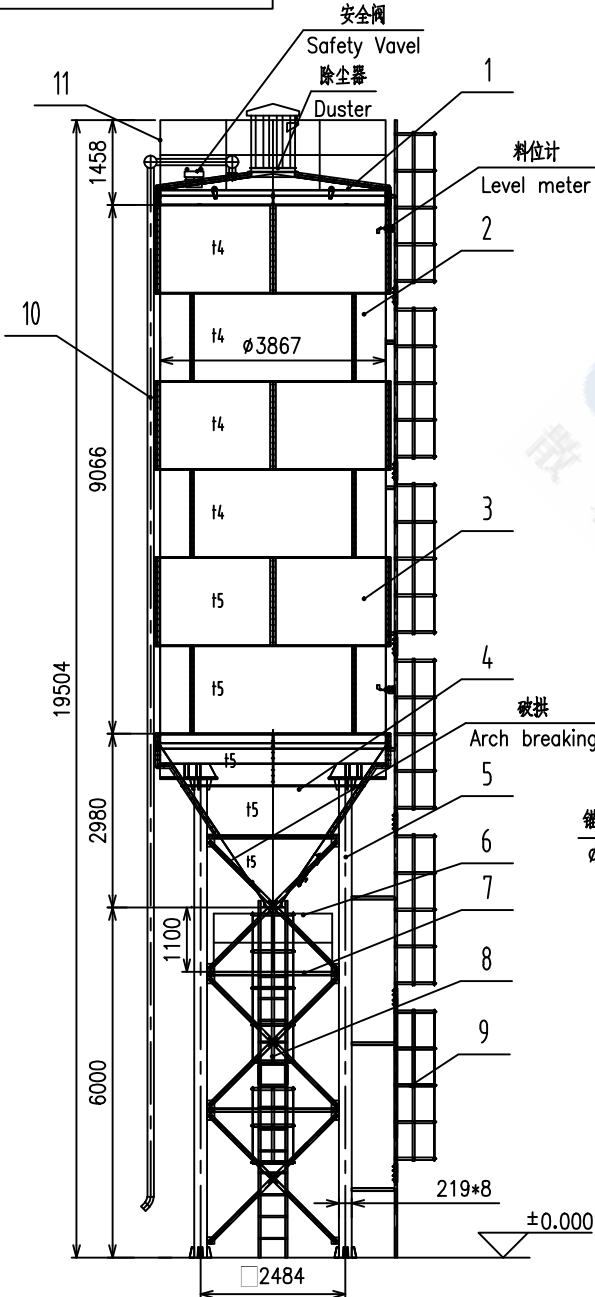
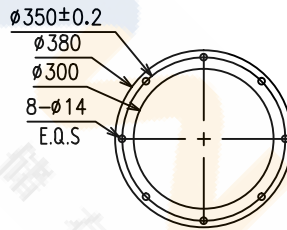


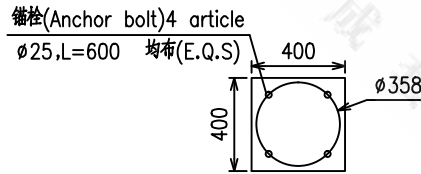
WP3800T150.0



仓盖布置示意图  
Layout of silo cover

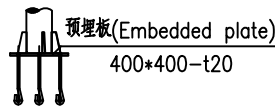


出口法兰  
Discharge Flange

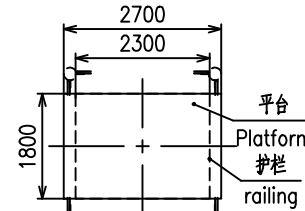


锚栓(Anchor bolt)4 article  
均布(E.Q.S)

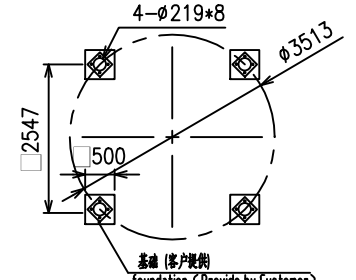
预埋板示意图(客户提供)  
Embedded plate sketch drawing(Provide by Customer)



基础示意图(客户提供)  
foundation(Provide by Customer)



平台布置示意图  
Layout of platform



支腿布置示意图  
Layout of leg

技术参数( Technical Parameter ):

- 筒仓容量155T<119m<sup>3</sup>, 扣除500高料位装载147T<113m<sup>3</sup>, 装载效率95.1%, 密度按1.3t/m<sup>3</sup>计;  
(Capacity 155T<119m<sup>3</sup>, Actual Capacity 147T<113m<sup>3</sup>, Volume Ratio 95.1%, Density 1.3t/m<sup>3</sup>);
- 底漆: 铁红环氧防锈底漆, 面漆: 丙烯酸面漆, 颜色业主定;  
(Primer: Iron red epoxy antirust primer, Finish paint: pioner topcoat, Customer specified color);
- 使用条件: 压力<5KPa, 风压: 0.8KN/m<sup>2</sup>. (Use conditions: Pressure<5KPa, Wind pressure: 0.8KN/m<sup>2</sup>.)

11	WP3800T150.11	顶护栏(Silo top railing)	1	Q235B				
10	WP3800T150.10	进灰管(Feed pipe)	1	Q235B				
9	WP3800T150.9	仓顶爬梯(Top Straight ladder)	1	Q235B				
8	WP3800T150.8	平台爬梯(Platform Straight ladder)	1	Q235B				
7	WP3800T150.7	平台(Platform)	1	Q235B				
6	WP3800T150.6	平台护栏(Platform railing)	1	Q235B				
5	WP3800T150.5	支腿架(Leg assembly drawing)	1	Q235B				
4	WP3800T150.4	锥体(cone)	1	Q235B				
3	WP3800T150.3	仓板2(Silo body plate 2)	8	Q235B				
2	WP3800T150.2	仓板1(Silo body plate 1)	16	Q235B				
1	WP3800T150.1	仓盖(Silo cover)	1	Q235B				

序号 NO.	代号 CODE	名称/NAME	数量 Q.T.Y	材料 MATERIAL	单重 S-WEIGHT 重量 WEIGHT	总重 T-WEIGHT	备注 MARK
				Plan Drawing		厦门陆威工程机械有限公司 Xiamen Luwei Construction Equipment Co., Ltd.	
						WPφ3800-150T-H6000	
						WP3800T150.0	
标记 Designer	外数 Standardization	更改文件号 Standardization	签字 Standardization	日期 Standardization	图样标记 Standardization	版本 Standardization	重量/Weight 比例/Scale
				0		1:85	
				日期/Date		Total Pages共 页 Pages第 页	

Common part registration  
Tracing  
B Proofreading  
Old drawing order  
Sign  
date