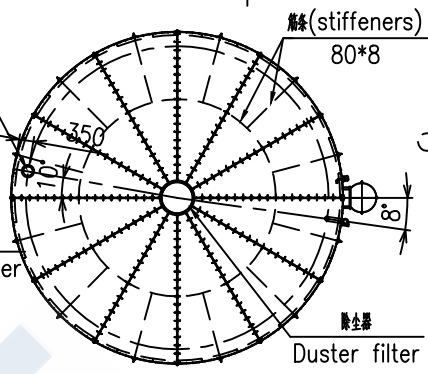
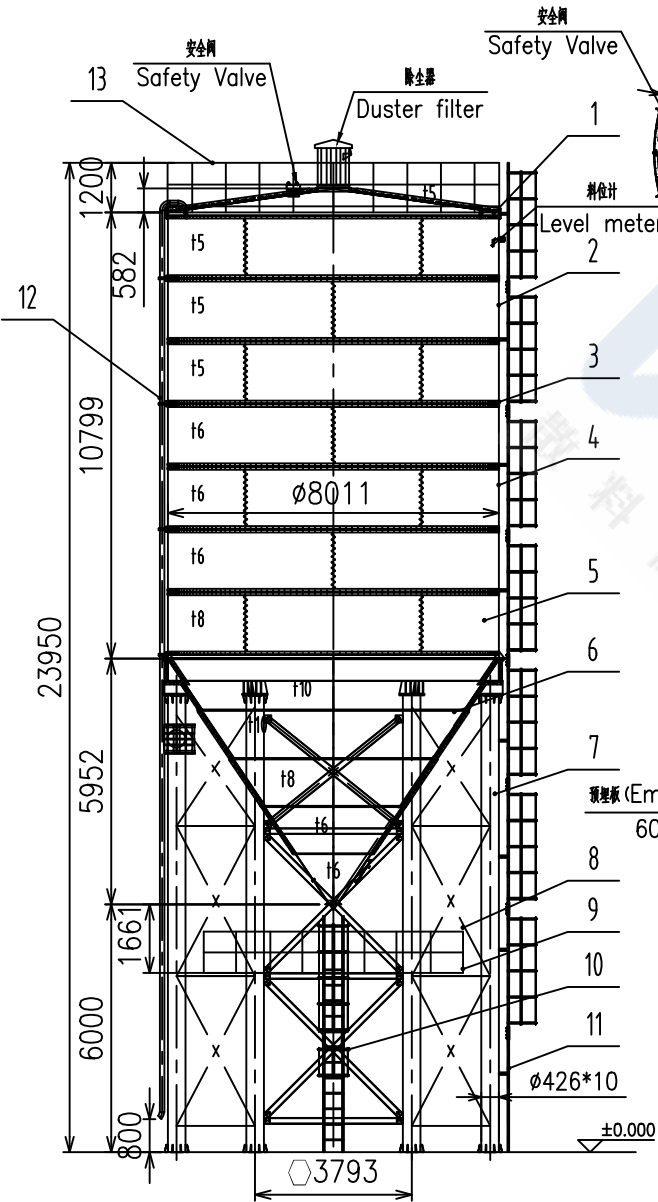
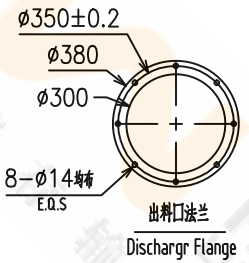


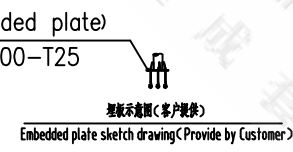
TP8000T800.0



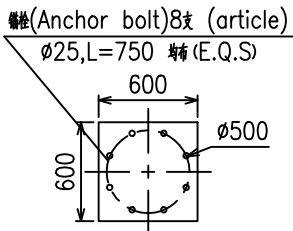
仓盖布置示意图
Layout of silo cover



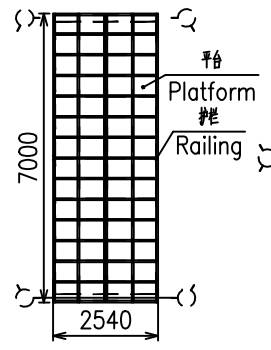
出料口法兰
Discharge Flange



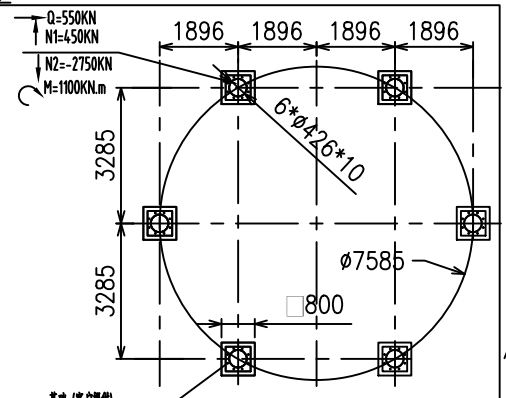
埋板示意图(客户提供)
Embedded plate sketch drawing(Provide by Customer)



基础示意图(客户提供)
foundation(Provide by Customer)



平台布置示意图
Layout of platform



支腿布置示意图
Layout of leg

技术参数(Technical Parameter):

- 筒仓容量836T, 扣除500高料位装载803T, 装载效率96.1%, 密度按1.3t/m³计;
(Capacity 836T, Actual Capacity 803T, Volume Ratio 96.1%, Density 1.3t/m³)
- 底漆: 铁红环氧防锈底漆, 面漆: 丙烯酸面漆, 颜色业主定;
(Primer: Iron red epoxy antirust primer, Finish paint: pioner topcoat, Customer specified color;)
- 使用条件: 压力<5KPa, 风压: 0.8KN/m². (Use conditions: Pressure < 5KPa, Wind pressure: 0.8KN/m².)

13	TP8000T800.13	顶护栏(Silo top railing)	1	Q235B			
12	TP8000T800.12	进灰管(Feed pipe)	1	Q235B			
11	TP8000T800.11	仓顶爬梯(Top Straight ladder)	1	Q235B			
10	TP8000T800.10	平台爬梯(Platform Straight ladder)	1	Q235B			
9	TP8000T800.9	平台(Platform railing)	1	Q235B			
8	TP8000T800.8	平台扶手(Platform railing)	1	Q235B			
7	TP8000T800.7	支腿架(Leg assembly drawing)	1	Q235B			
6	TP8000T800.6	锥体(Cone)	1	Q235B			
5	TP8000T800.5	仓板3(Silo body plate 3)	6	Q235B			
4	TP8000T800.4	仓板2(Silo body plate 2)	18	Q235B			
3	TP8000T800.3	T钢法兰(T type steel flange)	6	Q235B			
2	TP8000T800.2	仓板1(Silo body plate 1)	18	Q235B			
1	TP8000T800.1	仓盖(Silo cover)	1	Q235B			

序号 NO.	代号 CODE	名称/NAME	数量 Q.T.Y	材料 MATERIAL	单重 S-WEIGHT	总重 T-WEIGHT	备注 MARK
					重量	WEIGHT	

方案图(Plan drawing) 厦门陆威工程机械有限公司
Xiamen Luwei Construction Equipment Co., Ltd.

TP8000-800T-H6000

设计 Designer	标准化 Standardization	图样标记	版本	重量/Weight	比例/Scale
标准化 Standardization	标准化 Standardization				1:120
日期/Date	Total Pages共	页	Pages第	页	

Autodesk

借通用件登记
描图
B
校描
旧底图总号

签字
日期

Autodesk