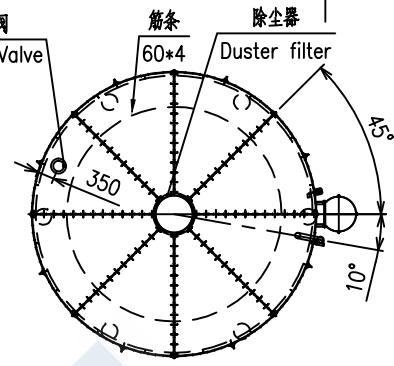
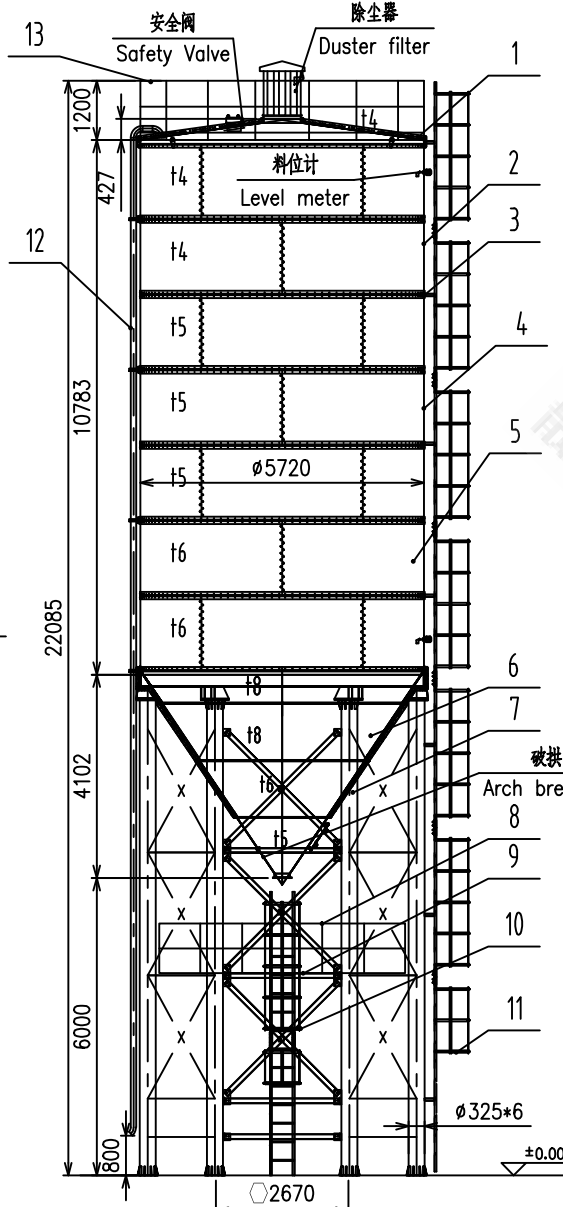
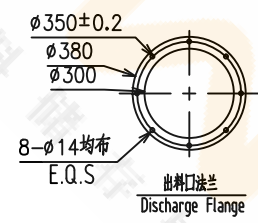


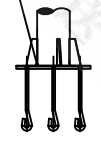
TP5700T400.01



仓盖布置示意图  
Layout of silo cover

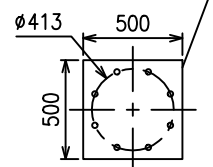


预埋板(Embedded plate)  
500\*500-t25

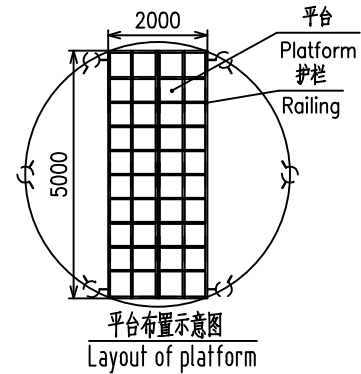


预埋板示意图(客户提供)  
Embedded plate sketch drawing(Provide by Customer)

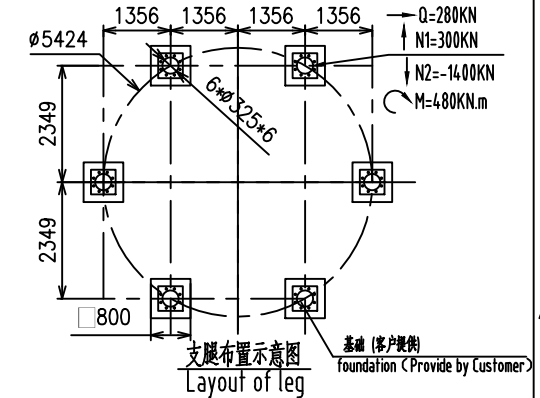
锚栓8支均布(Anchor bolt)8 article  
φ25, L=750 均布(E.Q.S)



基础示意图(客户提供)  
foundation(Provide by Customer)



平台布置示意图  
Layout of platform



支腿布置示意图  
Layout of leg  
基础(客户提供)  
foundation(Provide by Customer)

技术参数(Technical Parameter):

- 筒仓容量407T, 扣除500高料位装载391T, 装载效率95.9%, 密度按1.3t/m<sup>3</sup>计;  
(Capacity 407T, Actual Capacity 391T, Volume Ratio 95.9%, Density 1.3t/m<sup>3</sup>);
- 底漆: 铁红环氧防锈底漆, 面漆: 丙烯酸面漆, 颜色业主定;  
(Primer: Iron red epoxy antirust primer, Finish paint: pioneer topcoat, Customer specified color);
- 使用条件: 压力<5KPa, 风压: 0.8KN/m<sup>2</sup>. (Use conditions: Pressure<5KPa, Wind pressure: 0.8KN/m<sup>2</sup>.)

借通用件登记  
描图  
B  
校描  
旧底图总号  
签字  
日期

13	TP5700T400.13	顶护栏(Silo top railing)	1	Q235B			
12	TP5700T400.12	进灰管(Feed pipe)	1	Q235B			
11	TP5700T400.11	仓顶爬梯(Top Straight ladder)	1	Q235B			
10	TP5700T400.10	平台爬梯(Platform Straight ladder)	1	Q235B			
9	TP5700T400.09	平台(Platform railing)	1	Q235B			
8	TP5700T400.08	平台扶手(Platform railing)	1	Q235B			
7	TP5700T400.07	支腿架(Leg assembly drawing)	1	Q235B			
6	TP5700T400.06	锥体(Cone)	1	Q235B			
5	TP5700T400.05	仓板3(Silo body plate 3)	8	Q235B			
4	TP5700T400.04	仓板2(Silo body plate 2)	12	Q235B			
3	TP5700T400.03	T钢法兰(T type steel flange)	6	Q235B			
2	TP5700T400.02	仓板1(Silo body plate 1)	8	Q235B			
1	TP5700T400.01	仓盖(Silo cover)	1	Q235B			
序号 NO.	代号 CODE	名称/NAME	数量 Q.T.Y	材料 MATERIAL	单重 S-WEIGHT 重量 WEIGHT	总重 T-WEIGHT	备注 MARK

方案图(Plan drawing) 厦门陆威工程机械有限公司  
Xiamen Luwei Construction Equipment Co., Ltd.

TPφ5700-400T-H6000

TP5700T400.00

设计 Designer  
标准标准化 Standardization  
日期/Date

图样标记 版本 重量/Weight 比例/Scale  
0 1:100

Total Pages共 页 Pages第 页