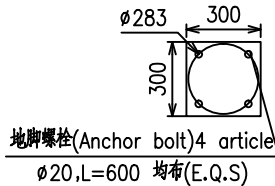
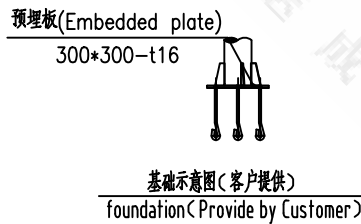
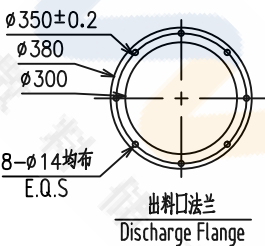
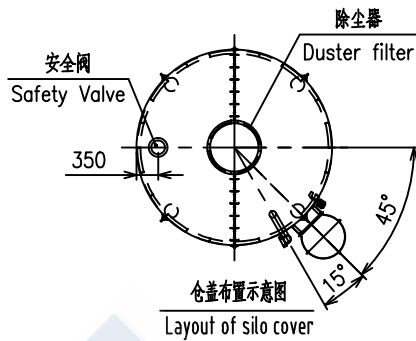
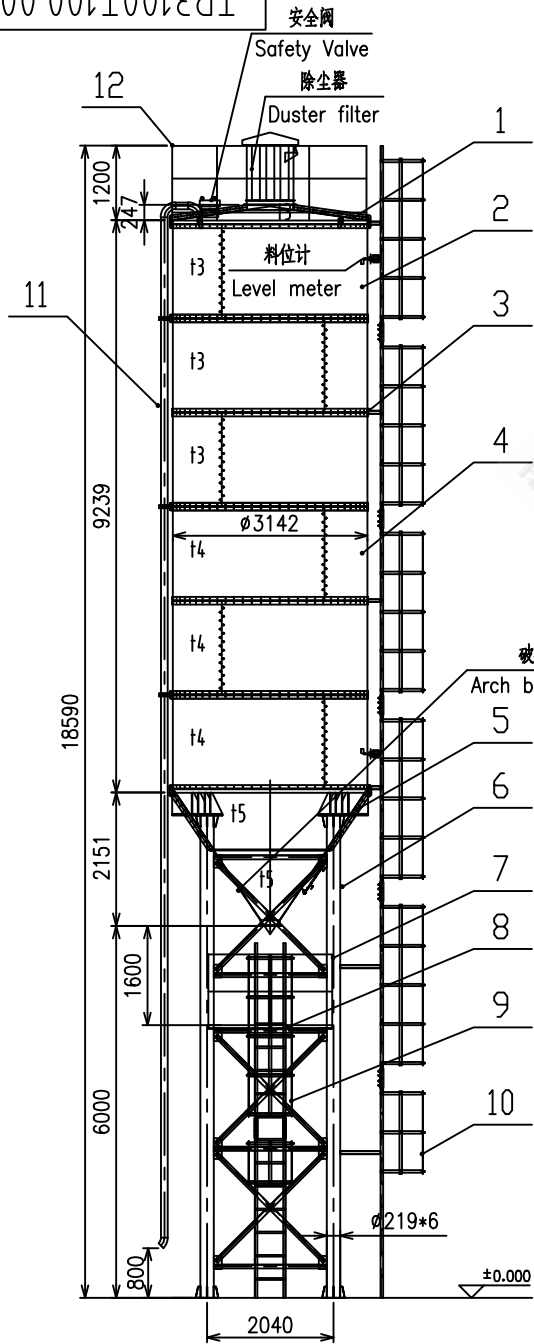
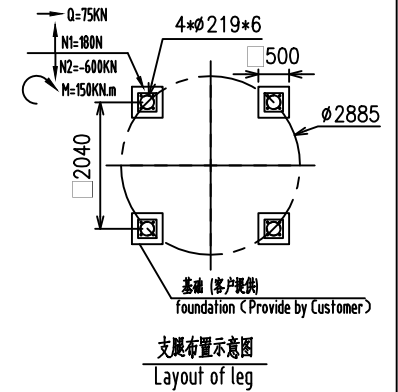
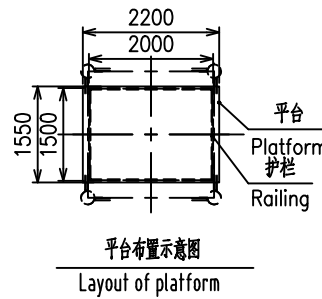


TP3100T100.00



预埋板示意图 (客户提供)  
Embedded plate sketch drawing (Provide by Customer)



技术参数 (Technical Parameter):

- 筒仓容量100T, 扣除500高料位装载95T, 装载效率94.9%, 密度按1.3t/m<sup>3</sup>计;  
(Capacity 100T, Actual Capacity 95T, Volume Ratio 94.9%, Density 1.3t/m<sup>3</sup>);
- 底漆: 铁红环氧防锈底漆, 面漆: 丙烯酸面漆, 颜色业主定;  
(Primer: Iron red epoxy antirust primer, Finish paint: pioner topcoat, Customer specified color);
- 使用条件: 压力<5KPa, 风压: 0.8KN/m<sup>2</sup>. (Use conditions: Pressure<5KPa, Wind pressure: 0.8KN/m<sup>2</sup>.)

借通用件登记  
描图  
B  
校描  
旧底图总号  
签字  
日期

12	TP3100T100.12	顶护栏(Silo top railing)	1	Q235B				
11	TP3100T100.11	进灰管(Feed pipe)	1	Q235B				
10	TP3100T100.10	仓顶爬梯(Top Straight ladder)	1	Q235B				
9	TP3100T100.09	平台爬梯(Platform Straight ladder)	1	Q235B				
8	TP3100T100.08	平台(Platform)	1	Q235B				
7	TP3100T100.07	平台护栏(Platform railing)	1	Q235B				
6	TP3100T100.06	支腿架(Leg assembly drawing)	1	Q235B				
5	TP3100T100.05	锥体(Cone)	1	Q235B				
4	TP3100T100.04	仓板2(Silo body plate1)	6	Q235B				
3	TP3100T100.03	T钢法兰(T type steel flange)	5	Q235B				
2	TP3100T100.02	仓板1(body plate)	6	Q235B				
1	TP3100T100.01	仓盖(Silo Cover)	1	Q235B				
序号 NO.	代号 CODE	名称/NAME	数量 Q.T.Y	材料 MATERIAL	单重 S-WEIGHT 重量 WEIGHT	总重 T-WEIGHT	备注 MARK	

方案图 (Plan drawing)

厦门陆威工程机械有限公司  
Xiamen Luwei Construction Equipment Co., Ltd.

TPφ3100-100T-H6000

设计 Designer	更改文件号	签字	日期	图样标记	版本	重量/Weight	比例/Scale
标准化 Standardization						0	1:80
标准化 Standardization	日期/Date	Total Pages共 页		Pages第 页			