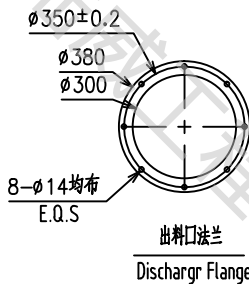
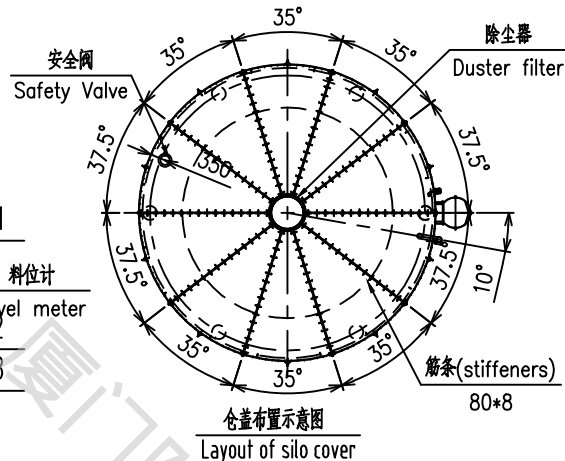
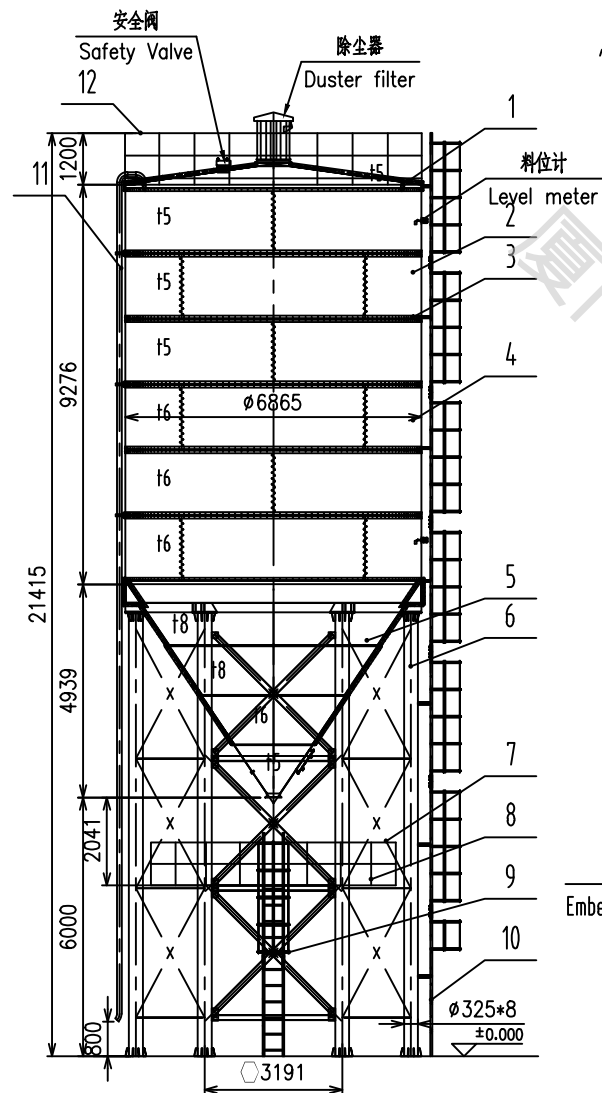


TP6800T500.0

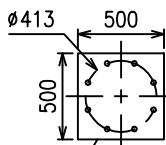


预埋板(Embedded plate)
500*500-T25



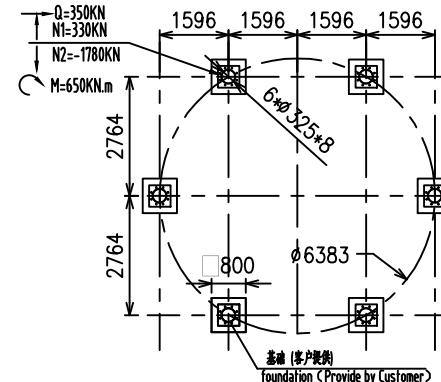
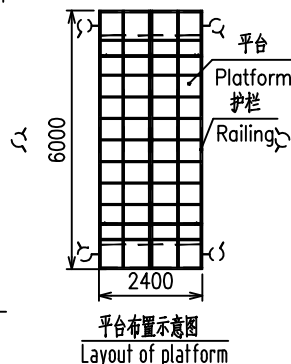
预埋板示意图(客户提供)

Embedded plate sketch drawing(Provide by Customer)



锚栓(Anchor bolt)8支 (article)
φ25.L=600 均布(E.Q.S)

基础示意图(客户提供)
foundation(Provide by Customer)



技术参数(Technical Parameter):

- 筒仓容量521T, 扣除500高料位装载497T, 装载效率95.7%, 密度按1.3t/m³计;
(Capacity 521T, Actual Capacity 497T, Volume Ratio 95.7%, Density 1.3t/m³)
- 底漆: 铁红环氧防锈底漆, 面漆: 丙烯酸面漆, 颜色业主定;
(Primer: Iron red epoxy antirust primer, Finish paint: pioner topcoat, Customer specified color.)
- 使用条件: 压力<5KPa, 风压: 0.8KN/m². (Use conditions: Pressure < 5KPa, Wind pressure: 0.8KN/m².)

12	TP6800T500.12	顶护栏(Silo top railing)	1	Q235B				
11	TP6800T500.11	进灰管(Feed pipe)	1	Q235B				
10	TP6800T500.10	仓顶爬梯(Top Straight ladder)	1	Q235B				
9	TP6800T500.9	平台爬梯(Platform Straight ladder)	1	Q235B				
8	TP6800T500.8	平台(Platform railing)	1	Q235B				
7	TP6800T500.7	平台扶手(Platform railing)	1	Q235B				
6	TP6800T500.6	支腿架(Leg assembly drawing)	1	Q235B				
5	TP6800T500.5	锥体(Cone)	1	Q235B				
4	TP6800T500.4	仓板2(Silo body plate 2)	12	Q235B				
3	TP6800T500.3	T钢法兰(T type steel flange)	5	Q235B				
2	TP6800T500.2	仓板1(Silo body plate 1)	12	Q235B				
1	TP6800T500.1	仓盖(Silo cover)	1	Q235B				
序号 NO.	代号 CODE	名称/NAME	数量 Q.T.Y	材料 MATERIAL	单重 S-WEIGHT 重量 WEIGHT	总重 T-WEIGHT	备注 MARK	

方案图(Plan drawing)

厦门陆威工程机械有限公司
Xiamen Luwei Construction Equipment Co., Ltd.

TPφ6800-500T-H6000

标记 Designer	数量 Standardization	更改文件号 Standardization	签字 Standardization	日期 Standardization	图样标记	版本	重量/Weight	比例/Scale
					Total Pages共	页	Pages第	页

TP6800T500.0

1:115

借通用件登记
描图
B
校描
旧底图总号

签字

日期