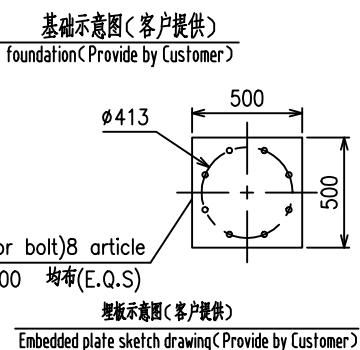
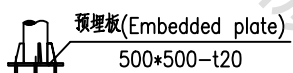
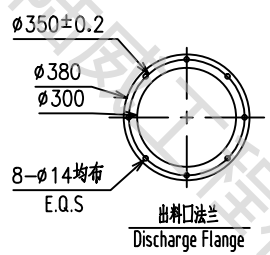
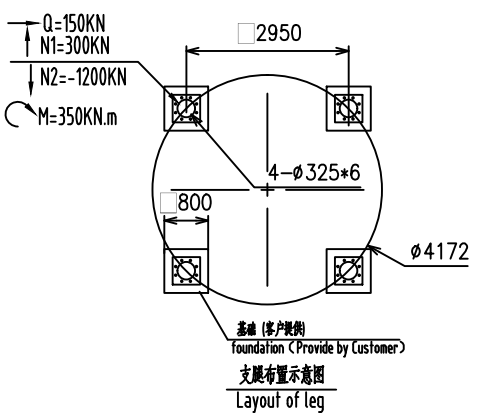
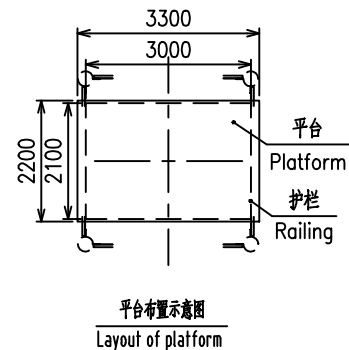
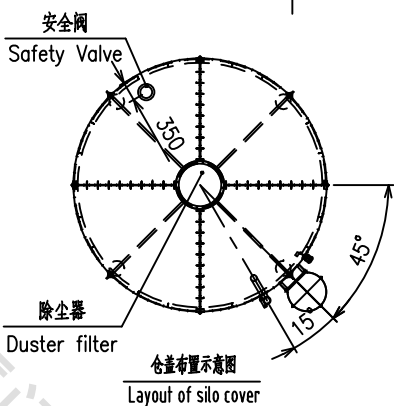
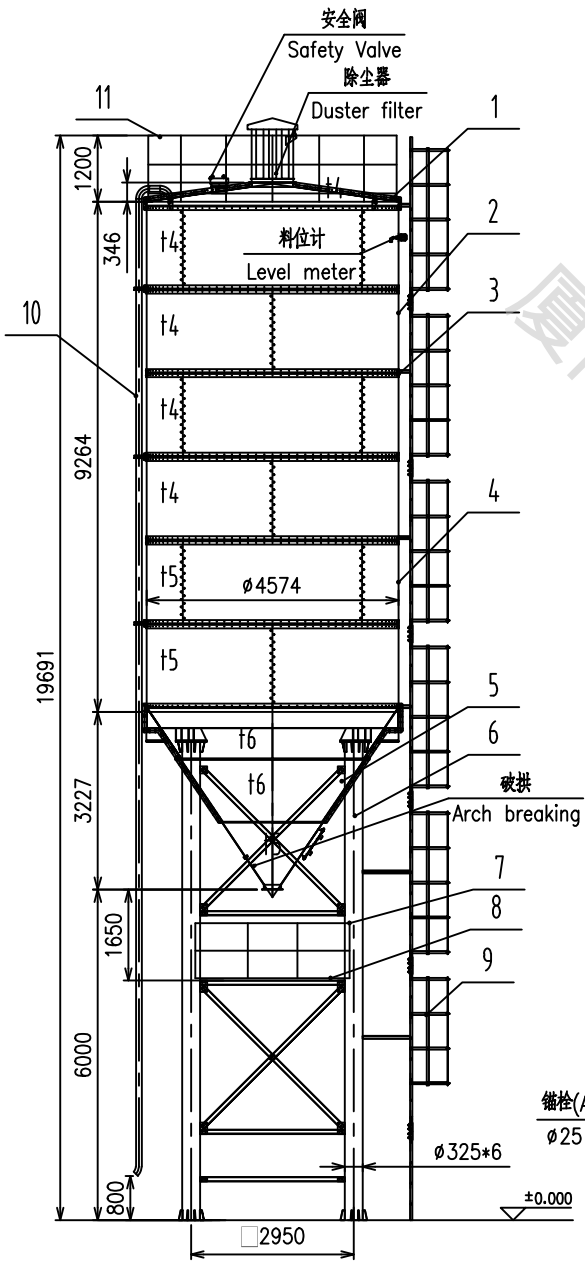


TP4500T200.00



技术参数 (Technical Parameter):

- 筒仓容量222T, 扣除500高料位装载211T, 装载效率95.2%, 密度按1.3t/m<sup>3</sup>计; (Capacity 222T, Actual Capacity 211T, Volume Ratio 95.2%, Density 1.3t/m<sup>3</sup>.)
- 底漆: 铁红环氧防锈底漆, 面漆: 丙烯酸面漆, 颜色业主定; (Primer: Iron red epoxy antirust primer, Finish paint: pioner topcoat, Customer specified color.)
- 使用条件: 压力<5KPa, 风压: 0.8KN/m<sup>2</sup>. (Use conditions: Pressure<5KPa, Wind pressure: 0.8KN/m<sup>2</sup>.)

11	TP4500T200.11	顶护栏(Silo top railing)	1	Q235B			
10	TP4500T200.10	进灰管(Feed pipe)	1	Q235B			
9	TP4500T200.09	爬梯(Straight ladder)	1	Q235B			
8	TP4500T200.08	平台(Platform)	1	Q235B			
7	TP4500T200.07	平台护栏(Platform railing)	1	Q235B			
6	TP4500T200.06	支腿架(Leg assembly drawing)	1	Q235B			
5	TP4500T200.05	锥体(Cone)	1	Q235B			
4	TP4500T200.04	仓板2(Silo body plate2)	6	Q235B			
3	TP4500T200.03	T钢法兰(T type steel flange)	5	Q235B			
2	TP4500T200.02	仓板1(Silo body plate1)	12	Q235B			
1	TP4500T200.01	仓盖(Silo cover)	1	Q235B			
序号 NO.	代号 CODE	名称/NAME	数量 Q.T.Y	材料 MATERIAL	单重 S-WEIGHT 重量 WEIGHT	总重 T-WEIGHT	备注 MARK

借通用件登记  
描图  
B校描  
旧底图总号  
签字  
日期

方案图 (Plan Drawing) 厦门陆威工程机械有限公司 Xiamen Luwei Construction Equipment Co., Ltd.

TPφ4500-200T-H6000

TP4500T200.00

1:90

日期/Date Total Pages共 页 Pages第 页