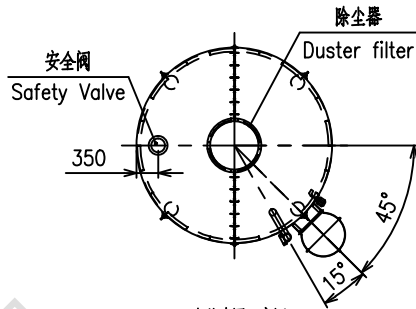
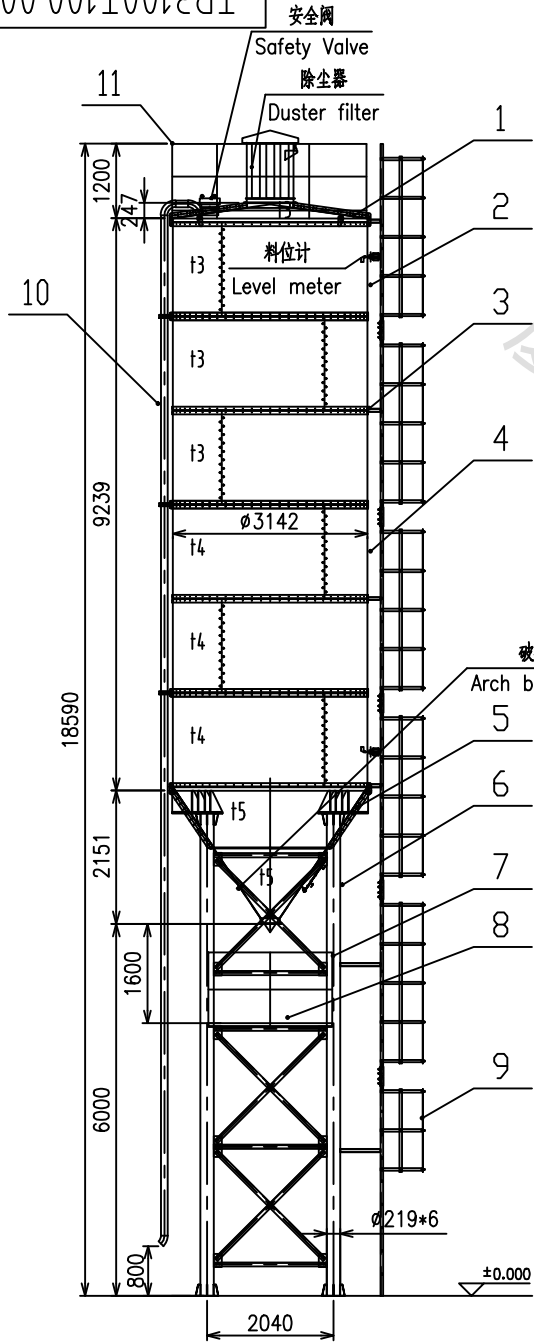
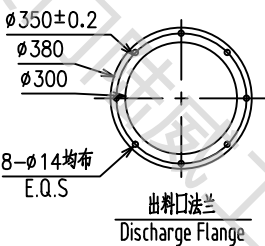


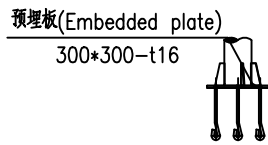
TP3100T100.00



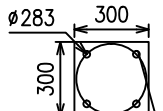
仓盖布置示意图
Layout of silo cover



出料口法兰
Discharge Flange

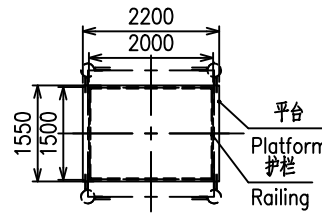


预埋板(Embedded plate)
300*300-t16
基础示意图(客户提供)
foundation(Provide by Customer)

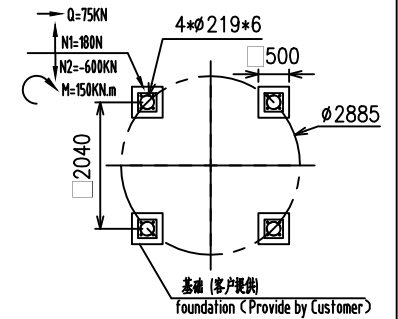


地脚螺栓(Anchor bolt)4 article
φ20,L=600 均布(E.Q.S)

埋板示意图(客户提供)
Embedded plate sketch drawing(Provide by Customer)



平台布置示意图
Layout of platform



支腿布置示意图
Layout of leg

技术参数(Technical Parameter):

- 筒仓容量100T, 扣除500高料位装载95T, 装载效率94.9%, 密度按1.3t/m³计;
(Capacity 100T, Actual Capacity 95T, Volume Ratio 94.9%, Density 1.3t/m³);
- 底漆: 铁红环氧防锈底漆, 面漆: 丙烯酸面漆, 颜色业主定;
(Primer: Iron red epoxy antirust primer, Finish paint: pioner topcoat, Customer specified color);
- 使用条件: 压力<5KPa, 风压: 0.8KN/m².
(Use conditions: Pressure<5KPa, Wind pressure: 0.8KN/m².)

11	TP3100T100.11	顶护栏(Silo top railing)	1	Q235B				
10	TP3100T100.10	进灰管(Feed pipe)	1	Q235B				
9	TP3100T100.09	直爬梯(Straight ladder)	1	Q235B				
8	TP3100T100.08	平台(Platform)	1	Q235B				
7	TP3100T100.07	平台护栏(Platform railing)	1	Q235B				
6	TP3100T100.06	支腿架(Leg assembly drawing)	1	Q235B				
5	TP3100T100.05	锥体(Cone)	1	Q235B				
4	TP3100T100.04	仓板2(Silo body plate1)	6	Q235B				
3	TP3100T100.03	T钢法兰(T type steel flange)	5	Q235B				
2	TP3100T100.02	仓板1(body plate)	6	Q235B				
1	TP3100T100.01	仓盖(Silo Cover)	1	Q235B				
序号 NO.	代号 CODE	名称/NAME	数量 Q.T.Y	材料 MATERIAL	单重 S-WEIGHT 重量 WEIGHT	总重 T-WEIGHT	备注 MARK	

方案图(Plan drawing)

厦门陆威工程机械有限公司
Xiamen Luwei Construction Equipment Co., Ltd.

TPφ3100-100T-H6000

设计 Designer	标准 Standardization	图样标记	版本	重量/Weight	比例/Scale
标准 Standardization	标准 Standardization			0	1:80
标准 Standardization	日期/Date	Total Pages共	页	Pages第	页

借通用件登记

描图

B
校描

旧底图总号

签字

日期

A

B