



Product features

Product Introduction

- Chiron R.3251 series street lamps are available in 6 types of housing to choose from, with simple appearance and modular light source which can achieve the full power range of 30W to 420W;
- The module is connected by waterproof docking plug. It can be disassembled in sections with independent heat dissipation module. The protection grade of power supply can reach IP67;
- Streamline shape not only greatly reduces wind resistance, but also plays a role of self-cleaning, which is a high Cost-effective street lamp products.

Universal Application

- Modular combination design, up to 151Lm/W of ultra-high system energy efficiency
- 13 kinds wattages :30W、40W、50W、60W、100W、120W、150W、180W、200W、240W、300W、360W、420W
- Two light distribution:TYPE 2、TYPE 3
- Standard color temperature :2200K、2700K、3000K、4000K、5000K

Performance Reliable

- High - grade ADC12 aluminum, die-casting integrated molding;
- Resistant to UV PC, the optical efficiency of the lens can reach more than 92%;
- Anti - salt spray corrosion spray treatment process;
- IK09 protection design;
- Good structural strength, which can pass the wind load of 57m/S, as well as five times its own weight of the load test;
- Anti-drop chain configuration, safe and reliable;
- Power off protector: open the cover automatically power off, safe and reliable.

Durable

- 50,000 hours lifetime L80@40oC Ta
- SPD 10KV / 5KA

Application Flexible

- Modular design, which can be designed according to customer requirements, meeting the requirements of more occasions;
- Mounting holes for $\varnothing 34\text{mm}$ 、 $\varnothing 48\text{mm}$ 、 $\varnothing 60\text{mm}$ 、 $\varnothing 76\text{mm}$ light pole;
- 3G resistance to vibration, impact, adapt to a variety of harsh environment;
- Self-service light sensor switch, NB-IOT, ZigBee and other intelligent control accessories can be installed.

Maintenance Convenient

- Back cover open design ,opening the device without any tool , installation and maintenance are more safe and convenient;
- The module is connected by waterproof docking plug which can be disassembled in sections easily.

Components Choosable

- Intelligent Module
- ELCB



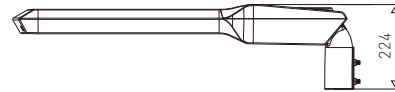
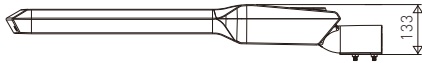
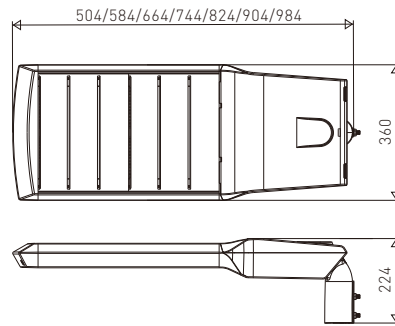
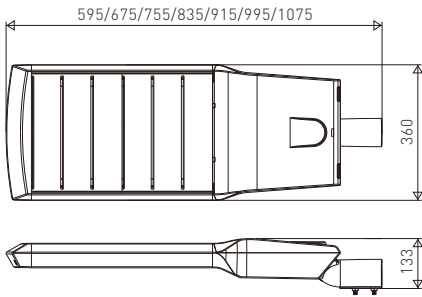
Technical Data -3251A

Model	R.3251A														
Rated Power	30W	40W	50W	60W	100W	120W	150W	180W	200W	240W	300W	360W	420W		
Modules Type	5050	5050	5050	5050	5050	5050	5050	5050	5050	5050	5050	5050	5050		
LED Modules	1	1	1	1	2	2	3	3	4	4	5	6	7		
LED QTY	28	28	28	28	56	56	84	84	112	112	140	168	196		
CRI	CRI ≥ 70	CRI ≥ 70	CRI ≥ 70	CRI ≥ 70	CRI ≥ 70	CRI ≥ 70	CRI ≥ 70	CRI ≥ 70	CRI ≥ 70	CRI ≥ 70	CRI ≥ 70	CRI ≥ 70	CRI ≥ 70		
PF	≥ 0.9	≥ 0.9	≥ 0.9	≥ 0.9	≥ 0.9	≥ 0.9	≥ 0.9	≥ 0.9	≥ 0.9	≥ 0.9	≥ 0.9	≥ 0.9	≥ 0.9		
Light Effect(2200K)	132lm/W	130lm/W	126lm/W	124lm/W	130lm/W	128lm/W	131lm/W	131m/W	133lm/W	131lm/W	131lm/W	131lm/W	131lm/W		
Light Effect(2700K)	145lm/W	143lm/W	139lm/W	137lm/W	143lm/W	140lm/W	144lm/W	142m/W	145lm/W	142lm/W	142lm/W	142lm/W	142lm/W		
Light Effect(3000K)	151lm/W	149lm/W	145lm/W	143lm/W	149lm/W	147lm/W	151lm/W	148m/W	152lm/W	148lm/W	148lm/W	148lm/W	148lm/W		
Light Effect(4000K)	156lm/W	153lm/W	149lm/W	147lm/W	153lm/W	152lm/W	154lm/W	152m/W	155lm/W	152lm/W	152lm/W	152lm/W	152lm/W		
Light Effect(5000K)	156lm/W	153lm/W	149lm/W	147lm/W	153lm/W	152lm/W	154lm/W	152m/W	155lm/W	152lm/W	152lm/W	152lm/W	152lm/W		
Size(horizontal)	L595*W360*H133mm			L675*W360*H133mm			L755*W360*H133mm			L835*W360*H133mm			L915*W360*H133mm	L995*W360*H133mm	L1075*W360*H133mm
Size(vertical)	L504*W360*H224mm			L584*W360*H224mm			L664*W360*H224mm			L744*W360*H224mm			L824*W360*H224mm	L904*W360*H224mm	L984*W360*H224mm
Weight	6.0KG			7.0KG			7.9KG			8.7KG			10KG	11.3KG	11.9KG
Light Distribution	TYPE2、TYPE3														
Input Voltage	220VAC 50Hz														
SDCM	5-Step MacAdam														
THD	< 20%														
Control Mode	Single Color ON/OFF														
Material	Die-cast aluminum lamp body														
Installation Height	8~12m														
Distance between 2 lamp poles	30~45m														
Lamp adjustable	± 15°														
Lamp poles size	Ø34mm、Ø48mm、Ø60mm、Ø76mm														
Installation depth of lamp pole	110mm														
Lifespan	≥50,000H L80 @ 40°C														
Ambient Temperature	-30°C ~+50°C														
Ambient humidity	10%~95%RH														
Vibration Level	3G [ANSI C136.31]														
Security Level	CLASS I														
Ingress Protection	IP66,IK09														
Anti-corrosion Grade	WF1														

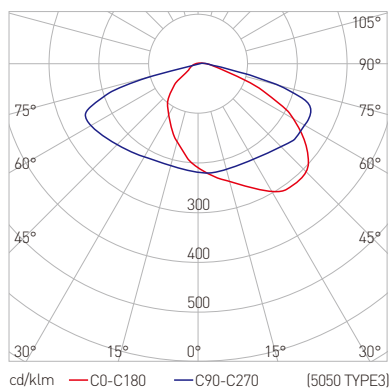
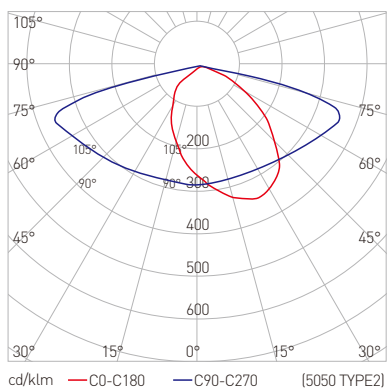
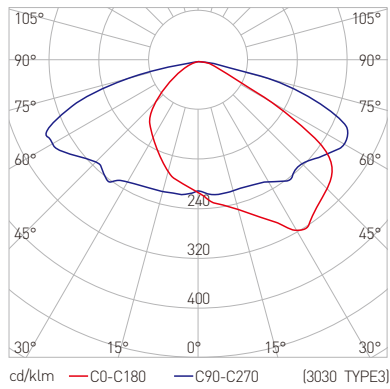
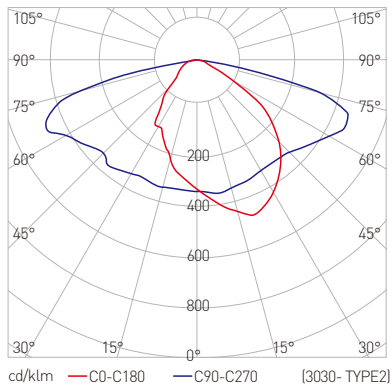
Technical Data-3251B

Model	R.3251B													
Rated Power	30W	40W	50W	60W	100W	120W	150W	180W	200W	240W	300W	360W	420W	
Modules Type	3030	3030	3030	3030	3030	3030	3030	3030	3030	3030	3030	3030	3030	
LED Modules	1	1	1	1	2	2	3	3	4	4	5	6	7	
LED QTY	72	72	72	72	144	144	216	216	288	288	360	432	504	
CRI	CRI ≥70	CRI ≥70	CRI ≥70	CRI ≥70	CRI ≥70	CRI ≥70	CRI ≥70	CRI ≥70	CRI ≥70	CRI ≥70	CRI ≥70	CRI ≥70	CRI ≥70	
PF	≥0.9	≥0.9	≥0.9	≥0.9	≥0.9	≥0.9	≥0.9	≥0.9	≥0.9	≥0.9	≥0.9	≥0.9	≥0.9	
Light Effect(2200K)	111lm/W	107lm/W	103lm/W	100lm/W	105lm/W	101lm/W	106lm/W	102lm/W	106lm/W	102lm/W	102lm/W	102lm/W	102lm/W	
Light Effect(2700K)	126lm/W	121lm/W	117lm/W	114lm/W	120lm/W	116lm/W	121lm/W	117lm/W	122lm/W	117lm/W	117lm/W	117lm/W	117lm/W	
Light Effect(3000K)	138lm/W	133lm/W	129lm/W	124lm/W	133lm/W	129lm/W	134lm/W	130lm/W	136lm/W	130lm/W	130lm/W	130lm/W	130lm/W	
Light Effect(4000K)	148lm/W	142lm/W	135lm/W	129lm/W	141lm/W	136lm/W	142lm/W	137lm/W	144lm/W	137lm/W	137lm/W	137lm/W	137lm/W	
Light Effect(5000K)	148lm/W	142lm/W	135lm/W	129lm/W	141lm/W	136lm/W	142lm/W	137lm/W	144lm/W	137lm/W	137lm/W	137lm/W	137lm/W	
Size(horizontal)	L595*W360*H133mm			L675*W360*H133mm			L755*W360*H133mm			L835*W360*H133mm			L915*W360*H133mm	
Size(vertical)	L504*W360*H224mm				L584*W360*H224mm			L664*W360*H224mm			L744*W360*H224mm		L824*W360*H224mm	
Weight	6.0KG				7.0KG			7.9KG			10KG		11.3KG	
Light Distribution	TYPE2、TYPE3													
Input Voltage	220VAC 50Hz													
SDCM	5-Step MacAdam													
THD	< 20%													
Control Mode	Single Color ON/OFF													
Material	Die-cast aluminum lamp body													
Installation Height	8~12m													
Distance between 2 lamp poles	30~45m													
Lamp adjustable	± 15°													
Lamp poles size	Ø34mm、Ø48mm、Ø60mm、Ø76mm													
Installation depth of lamp pole	110mm													
Lifespan	≥50,000H L80 @ 40°C													
Ambient Temperature	-30°C ~+50°C													
Ambient humidity	10%~95%RH													
Vibration Level	3G [ANSI C136.31]													
Security Level	CLASS I													
Ingress Protection	IP66,IK09													
Anti-corrosion Grade	WF1													

Unit: mm



Light Distribution Curve



Example: R.3251A.10.0420.0T3.W5.02

Product Type	Product Code	Classification	Light Source	Rated Power	Light Distribution	Light Color	Input Voltage
R: Road Light	3251	A (5050) B (3030)	10: LED	0060: 60W 0100: 100W 0120: 120W 0150: 150W 0180: 180W 0200: 200W 0240: 240W 0300: 300W 0360: 360W 0420: 420W	0T2: TYPE2 0T3: TYPE3	22: 2200K 27: 2700K W3: 3000K W4: 4000K W5: 5000K	02: AC176V~265V

Accessories (Sold Separately) :



ALR



ELCB

