无刷直流电机系列

行星齿轮减速机系列



HG直交轴齿轮减速电机系列

小型齿轮减速电机系列

GL空心轴扁平齿轮减速电机系列

中型齿轮减速电机系列

台州市金维达电机有限公司
Taizhou JWD Motor Co.,Ltd.

地址：浙江省台州市椒江东太和路98-3号
Add: No.98-3 Dongtaihe Road,Jiaojiang,Taizhou,Zhejiang,China
电话Tel: 0086-576-88888290 88888730
传真Fax: 0086-576-88880181
邮编P.C.: 318000
E-mail: jwd@jwdmotor.com
http://www.jwdmotor.com

2023年2月版

JWD®
金维达
简单 可靠 便捷

无刷直流电机

BRUSHLESS DC MOTOR

JWD MOTOR CO.,LTD.

无刷直流电机特点

无刷直流电机使用高性能永磁磁钢，是一种小型化的、高效节能的电机。由于不使用碳刷，具有低噪音、免维护的特点。

● 无刷直流电机转速——转矩特性

连续运行区域：可做连续运行的区域；短时运行区域：主要为加速时使用的区域。

● 40W

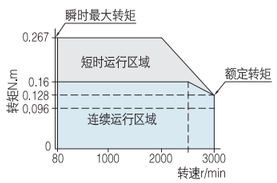

● 60W

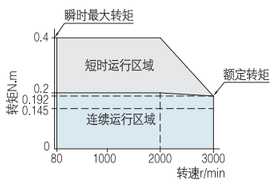

● 120W

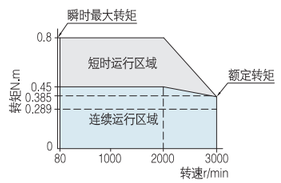

● 200W

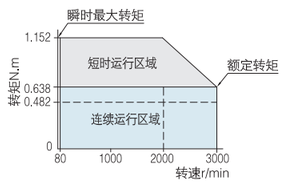

● 广泛的速度控制范围

无刷直流电机的速度控制范围比AC调速电机及变频器更广，同时实现额定转速范围内恒转矩运行。

产品类型	速度控制范围
无刷电机系列	200～ 3000rpm
变频器控制三相感应电动机	200 ～ 2400rpm
AC 调速电动机	50Hz：90 ～ 1400 60Hz：90 ～ 1600

● 可进行稳定的速度控制

无刷直流电机对电机的反馈信号实时保持监控，与设定速度进行对比，实时调节施加电压。因此，即使负载状况发生变化，仍旧可以从低速到高速，以稳定的速度进行。

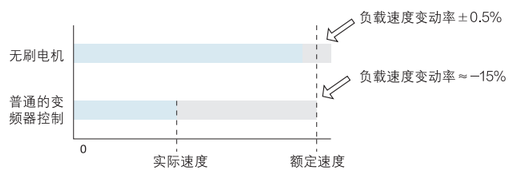

● 薄型、轻量、大功率

无刷直流电机的转子使用高性能永磁磁钢，因此，实现了薄型，轻量和大功率。可满足设备的小型化需求。

120W无刷电机

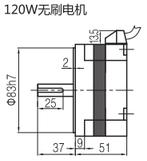

120W变频器控制三相感应电机

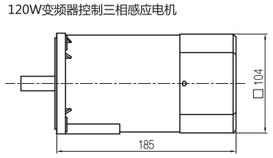

● 高效、节能

无刷直流电机的转子使用高性能永磁磁钢，减少了转子的二次损耗，大幅减少耗电。有助于设备的节能。

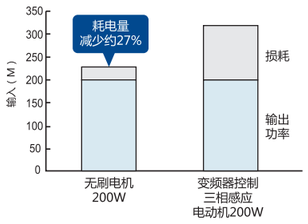

● 具有速度控制电机的便利功能：

1.可轻松实现速度控制。
2.配线简单，快速启动。
3.速度变动率±0.5%（对负载）
4.可设置负载率及报警。搭载过载保护功能及过压保护等保护功能。
5.设定加速，减速时间。设定范围0.5–15秒
6.可搭载大扭力精密型行星减速机、齿轮减速机及蜗轮减速机。

重量：0.4KG

● 无刷直流电机驱动器外形尺寸

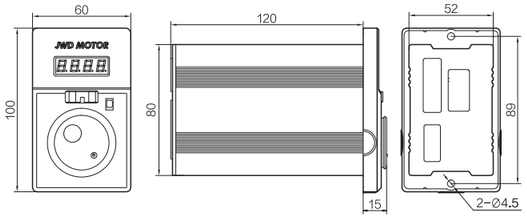

无刷直流电机型号含义

90 BLDC 200 – 30 – 24 [M]

- [M]：其它代号，如有M表示带编码器
- 24：额定电压，如24表示24V（有24V/48V/220V等）
- 30：额定转速代号，如30为3000r/min
- 200：输出功率代号，如200即200W（有40W/60W/90W/120W/200W等）
- BLDC：无刷直流电机
- 90：机座号：90为90X90

平行轴齿轮减速箱型号含义

90 GK(GS) 30

- 30：减速比
- GK(GS)：齿轮箱型式：GK为普通型; GS为加强型
- 90：机座号：90为90X90，100为104X104

直角齿轮减速箱型号含义

90 GR – 15 R – 20

- 20：减速比
- R：出轴方向: R为右出轴；L为左出轴；D为左右出轴；N为空心轴
- 15：输出轴径或孔径
- GR：齿轮箱型式：GR为直角齿轮减速器
- 90：机座号：90为90X90，100为104X104

扁平齿轮减速箱型号含义

90 GL – 20 N – 30

- 30：减速比
- N：出轴方向: N为空心轴；R为右出轴；L为左出轴；D为左右出轴
- 20：输出轴径或孔径
- GL：齿轮箱型式：扁平齿轮减速器
- 90：机座号：90为90X90，100为104X104

直交轴齿轮减速箱型号含义

HG F – 18 R – 20

- 20：减速比
- R：出轴方向：R为右出轴；L为左出轴；D为左右出轴；N为空心轴
- 18：输出轴径或孔径
- F：安装方式：F为单面法兰；L为底脚安装；F2为双面法兰
- HG：减速机类型：直交轴准双曲面齿轮减速机



40W

40W圆轴型 90BLDC040

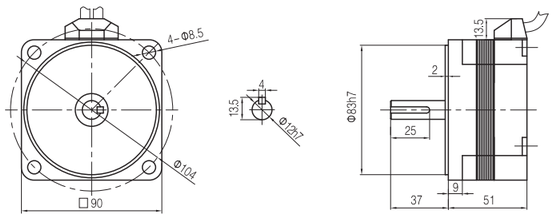

输出功率	额定电压	输入电流	额定转速	额定扭矩
40W	DC24V	2.7A	3000rpm	0.127N.m
	DC48V	1.6A		
	AC220V	0.3A		

40W配90GK平行轴减速机 减速比：20～300

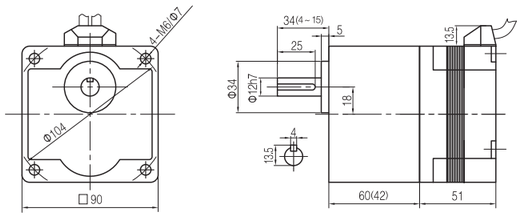

减速参数	同步转速r/min	1000	600	400	240	200	120	100	60	40	30	20	12	10	6	4	3	2
	减速比i	3	5	7.5	12.5	15	25	30	50	75	100	150	250	300	500	750	1000	1500
最大允许负载N.m		0.31	0.51	0.76	1.26	1.51	2.14	2.77	4.62	6.93	9.24	9.81						

40W配90GR直角减速机

● 右出轴 减速比：7.5～750

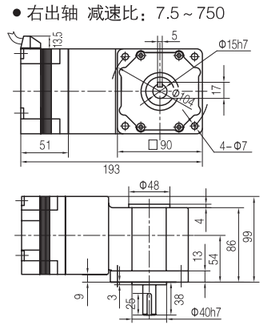

● 空心轴 减速比：7.5～750

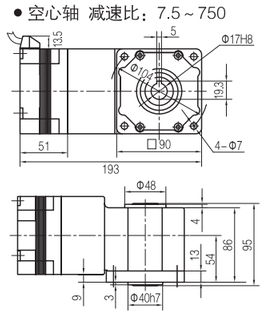

减速参数	同步转速r/min	1000	600	400	240	200	120	100	60	40	30	20	12	10	6	4	3	2
	减速比i	3	5	7.5	12.5	15	25	30	50	75	100	150	250	300	500	750	1000	1500
最大允许负载N.m		0.31	0.51	0.76	1.26	1.51	2.14	2.77	4.62	6.93	9.24	9.81						

40W配90GL空心轴扁平减速机 减速比：3～300

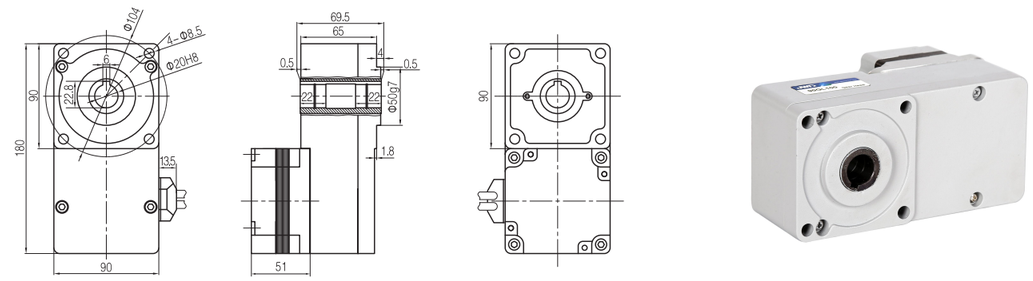

减速参数	同步转速r/min	1000	600	400	240	200	120	100	60	40	30	20	12	10	6	4	3	2
	减速比i	3	5	7.5	12.5	15	25	30	50	75	100	150	250	300	500	750	1000	1500
最大允许负载N.m		0.31	0.51	0.76	1.26	1.51	2.14	2.77	4.62	6.93	9.24	9.81						

40W配HG直交轴减速机

减速参数	同步转速r/min	300	200	150	120	100	75	60
	减速比i	10	15	20	25	30	40	50
最大允许负载N.m		1.04	1.54	2.06	2.58	3.1	4.13	5.51
减速参数	同步转速r/min	50	37.5	30	25	20	15	12
	减速比i	60	80	100	120	150	200	250
最大允许负载N.m		6.2	7.78	9.77	11.3	14.6	19.5	24.4

双面法兰　　底脚安装　　单面法兰

● HGL底脚安装 / 双出轴 减速比：3～250

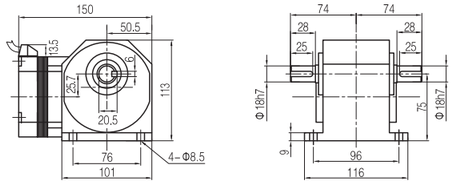

● HGL底脚安装 / 空心轴 减速比：3～250

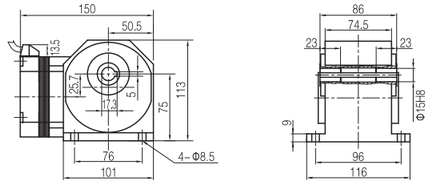

● HGF单面法兰安装 / 双出轴 减速比：3～250

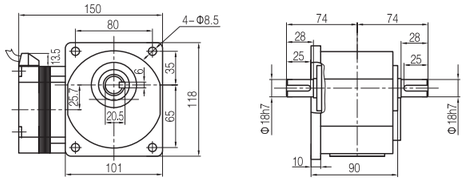

● HGF单面法兰安装 / 空心轴 减速比：3～250

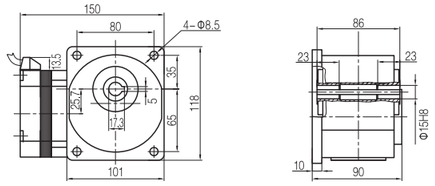

● HGF2双面法兰安装 / 双出轴 减速比：3～250

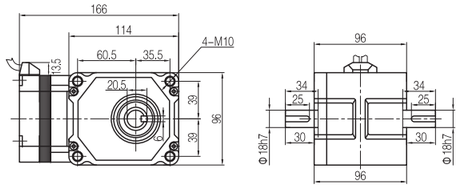

● HGF2双面法兰安装 / 空心轴 减速比：3～250

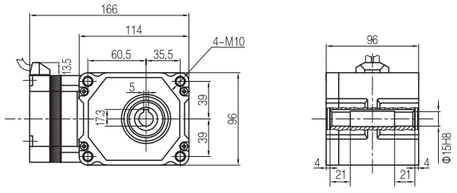

60W

60W圆轴型 90BLDC060

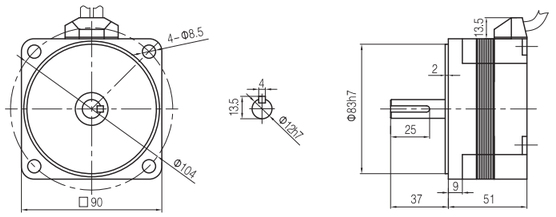

输出功率	额定电压	输入电流	额定转速	额定扭矩
60W	DC24V	4.1A	3000rpm	0.19N.m
	DC48V	2.25A		
	AC220V	0.45A		

60W配90GK平行轴减速机 减速比：20～300

● GK

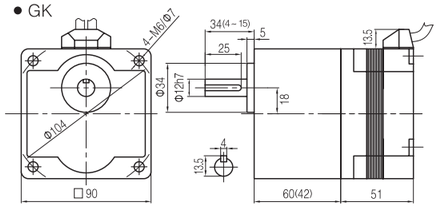

● GS

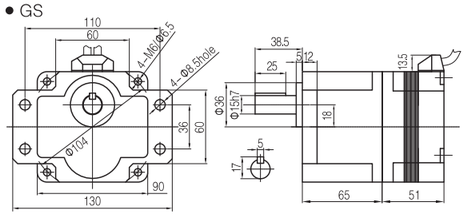

减速参数	同步转速r/min	1000	600	400	240	200	120	100	60	40	30	20	12	10	6	4	3	2
	减速比i	3	5	7.5	12.5	15	25	30	50	75	100	150	250	300	500	750	1000	1500
最大允许负载N.m		0.46	0.76	1.13	1.72	2.05	3.1	3.73	6.21	9.32	12.4	14.7						

60W配90GR直角减速机

● 右出轴 减速比：7.5～750

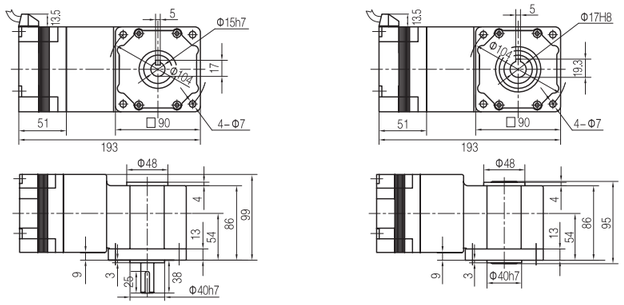

● 空心轴 减速比：7.5～750

减速参数	同步转速r/min	1000	600	400	240	200	120	100	60	40	30	20	12	10	6	4	3	2
	减速比i	3	5	7.5	12.5	15	25	30	50	75	100	150	250	300	500	750	1000	1500
最大允许负载N.m		0.46	0.76	1.13	1.72	2.05	3.1	3.73	6.21	9.32	12.4	14.7						

60W配90GL空心轴扁平减速机 减速比：3～300

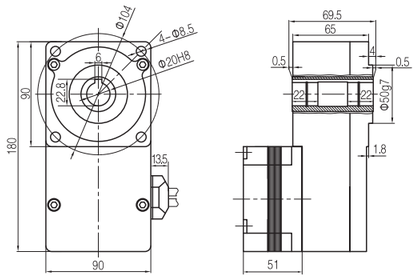

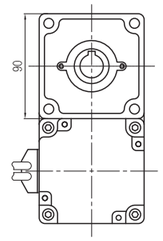

减速参数	同步转速r/min	1000	600	400	240	200	120	100	60	40	30	20	12	10	6	4	3	2
	减速比i	3	5	7.5	12.5	15	25	30	50	75	100	150	250	300	500	750	1000	1500
最大允许负载N.m		0.46	0.76	1.13	1.72	2.05	3.1	3.73	6.21	9.32	12.4	14.7						

60W配HG直交轴减速机

减速参数	同步转速r/min	300	200	150	120	100	75	60
	减速比i	10	15	20	25	30	40	50
最大允许负载N.m		1.56	2.31	3.1	3.87	4.65	6.2	8.26
减速参数	同步转速r/min	50	37.5	30	25	20	15	12
	减速比i	60	80	100	120	150	200	250
最大允许负载N.m		9.3	11.6	14.6	17	21.9	29.2	36.6

双面法兰　　底脚安装　　单面法兰

● HGL底脚安装 / 双出轴 减速比：3～250

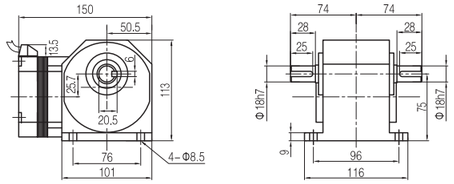

● HGL底脚安装 / 空心轴 减速比：3～250

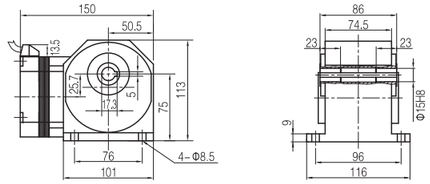

● HGF单面法兰安装 / 双出轴 减速比：3～250

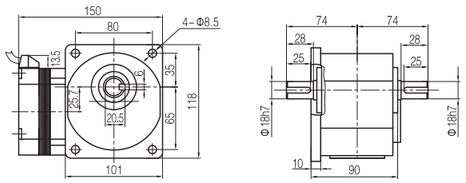

● HGF单面法兰安装 / 空心轴 减速比：3～250

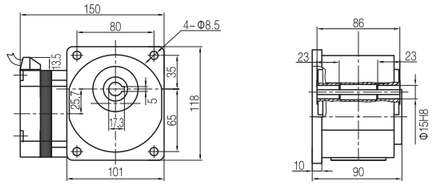

● HGF2双面法兰安装 / 双出轴 减速比：3～250

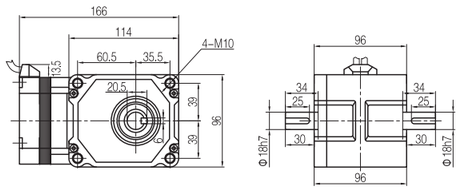

● HGF2双面法兰安装 / 空心轴 减速比：3～250

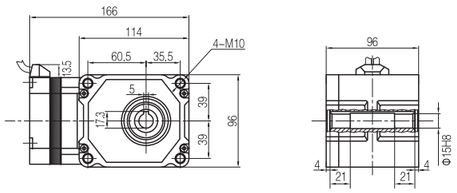

90W/120W

90W/120W圆轴型 90BLDC090(120)

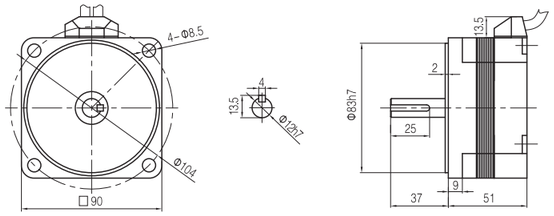

输出功率	额定电压	输入电流	额定转速	额定扭矩
90W	DC24V	6.2A	3000rpm	0.28N.m
	DC48V	3.3A		
	AC220V	0.6A		

输出功率	额定电压	输入电流	额定转速	额定扭矩
120W	DC24V	8A	3000rpm	0.38N.m
	DC48V	4.2A		
	AC220V	0.75A		

90W/120W配90GK平行轴减速机 减速比：3～300

● GK

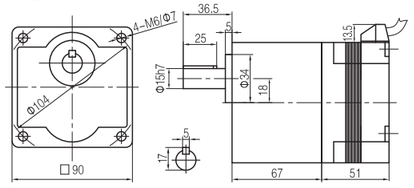

● GS

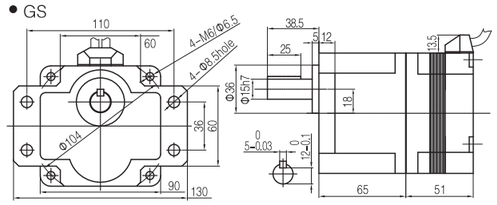

减速参数	同步转速r/min	1000	600	400	240	200	120	100	60	40	30	20	12	10	6	4	3	2
	减速比i	3	5	7.5	12.5	15	25	30	50	75	100	150	250	300	500	750	1000	1500
最大允许负载N.m	90W	0.68	1.04	1.64	2.73	3.17	5.5	6.6	11	16.6	19.7							
	120W	0.9	1.5	2.25	3.42	4.08	6.17	7.4	12.3	18.5								

90W/120W配90GR直角减速机

● 右出轴 减速比：7.5～750

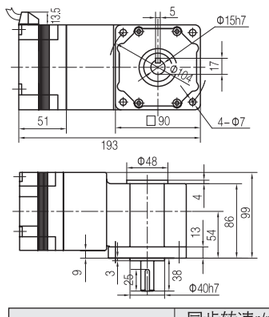

● 空心轴 减速比：7.5～750

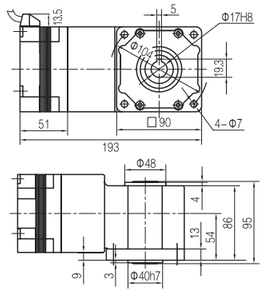

减速参数	同步转速r/min	1000	600	400	240	200	120	100	60	40	30	20	12	10	6	4	3	2
	减速比i	3	5	7.5	12.5	15	25	30	50	75	100	150	250	300	500	750	1000	1500
最大允许负载N.m	90W	0.68	1.04	1.64	2.73	3.17	5.5	6.6	11	16.6	19.7							
	120W	0.9	1.5	2.25	3.42	4.08	6.17	7.4	12.3	18.5								

90W/120W配90GL空心轴扁平减速机 减速比：3～300

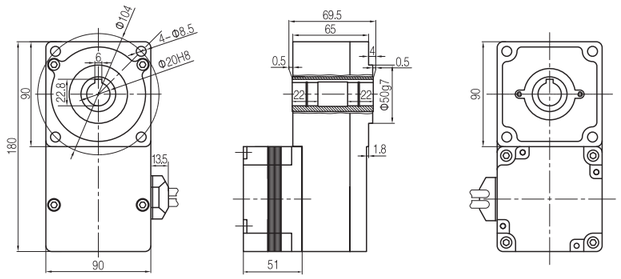

减速参数	同步转速r/min	1000	600	400	240	200	120	100	60	40	30	20	12	10	6	4	3	2
	减速比i	3	5	7.5	12.5	15	25	30	50	75	100	150	250	300	500	750	1000	1500
最大允许负载N.m	90W	0.68	1.04	1.64	2.73	3.17	5.5	6.6	11	16.6	19.7							
	120W	0.9	1.5	2.25	3.42	4.08	6.17	7.4	12.3	18.5								

90W/120W配HG直交轴减速机

减速参数	同步转速r/min	300	200	150	120	100	75	60
	减速比i	10	15	20	25	30	40	50
最大允许负载N.m	90W	2.34	3.46	4.65	5.8	7	9.3	12.4
	120W	3.12	4.62	6.2	7.74	9.3	12.4	16.5
减速参数	同步转速r/min	50	37.5	30	25	20	15	12
	减速比i	60	80	100	120	150	200	250
最大允许负载N.m	90W	13.9	17.4	21.9	25.5	32.8	43.8	54.9
	120W	18.6	23.2	29.2	34	43.8	55	55

双面法兰　　底脚安装　　单面法兰

● HGL底脚安装 / 双出轴 减速比：3～250

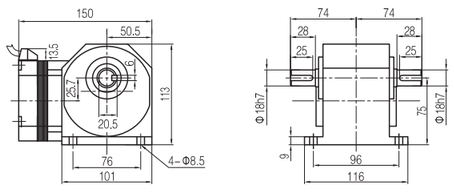

● HGL底脚安装 / 空心轴 减速比：3～250

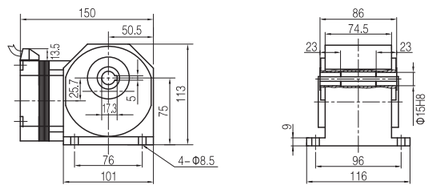

● HGF单面法兰安装 / 双出轴 减速比：3～250

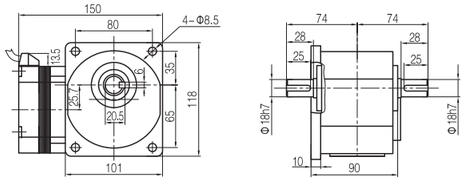

● HGF单面法兰安装 / 空心轴 减速比：3～250

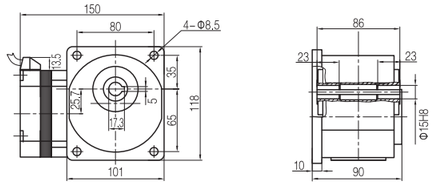

● HGF2双面法兰安装 / 双出轴 减速比：3～250

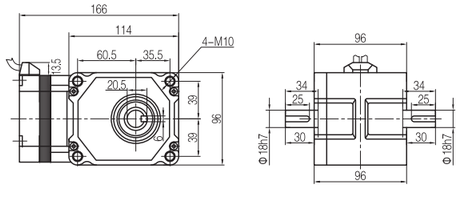

● HGF2双面法兰安装 / 空心轴 减速比：3～250

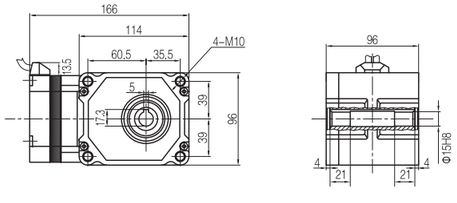

200W

200W圆轴型 90BLDC200

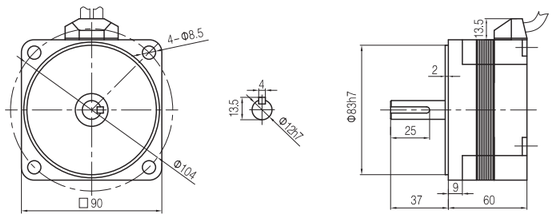

输出功率	额定电压	输入电流	额定转速	额定扭矩
200W	DC24V	13.3A	3000rpm	0.63N.m
	DC48V	6.9A		
	AC220V	1.2A		

200W配100GK平行轴减速机 减速比：2～250

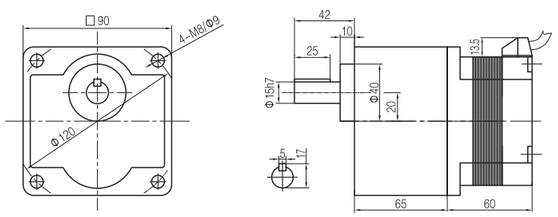

减速参数	同步转速r/min	1000	600	400	240	200	120	100	60	40	30	20	12	10	6	4	3	2
	减速比i	3	5	7.5	12.5	15	25	30	50	75	100	150	250	300	500	750	1000	1500
最大允许负载N.m		1.36	2.27	3.4	5.45	6.55	10.9	13.1	21.8	25								

200W配100GR直角减速机

● 右出轴 减速比：5～550

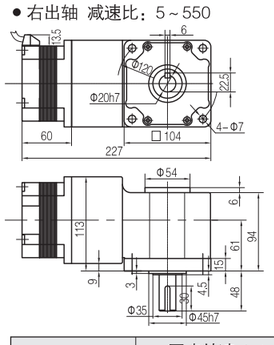

● 空心轴 减速比：5～550

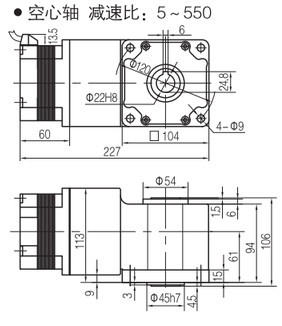

减速参数	同步转速r/min	1000	600	400	240	200	120	100	60	40	30	20	12	10	6	4	3	2
	减速比i	3	5	7.5	12.5	15	25	30	50	75	100	150	250	300	500	750	1000	1500
最大允许负载N.m		1.36	2.27	3.4	5.45	6.55	10.9	13.1	21.8	25								

200W配100GL空心轴扁平减速机 减速比：2～250

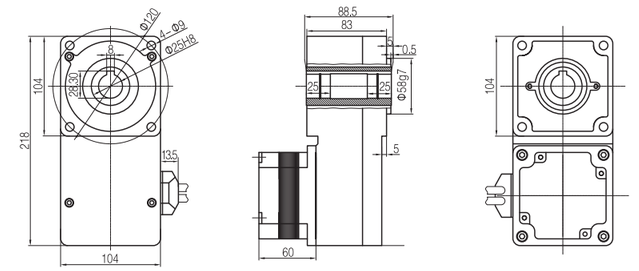

减速参数	同步转速r/min	1000	600	400	240	200	120	100	60	40	30	20	12	10	6	4	3	2
	减速比i	3	5	7.5	12.5	15	25	30	50	75	100	150	250	300	500	750	1000	1500
最大允许负载N.m		1.36	2.27	3.4	5.45	6.55	10.9	13.1	21.8	25								