

PRODUCT SPECIFICATION

Model No.: FYLF-1150PG1C

Descriptions:	
<ul style="list-style-type: none"> ■ Flux LED Type. ■ Size (mm):Φ3*7.62*7.62. ■ Emitting Color: Super Bright Pure Green. ■ Lens Type: Water clear. ■ Pb-free Reflow soldering application. ■ RoHS Compliant. 	

Applications:
<ul style="list-style-type: none"> ■ Indicators. ■ Automotive application. ■ Decorative lighting. ■ Illuminations



CUSTOMER APPROVED SIGNATURES	APPROVED BY	CHECKED BY	PREPARED BY

NINGBO FORYARD OPTOELECTRONICS CO.,LTD.

Add:No. 666 Jinghua Road, Hi-tech Park, Ningbo, Zhejiang, China

Zip:315103

Tel: 0086-574-87933652 87927870

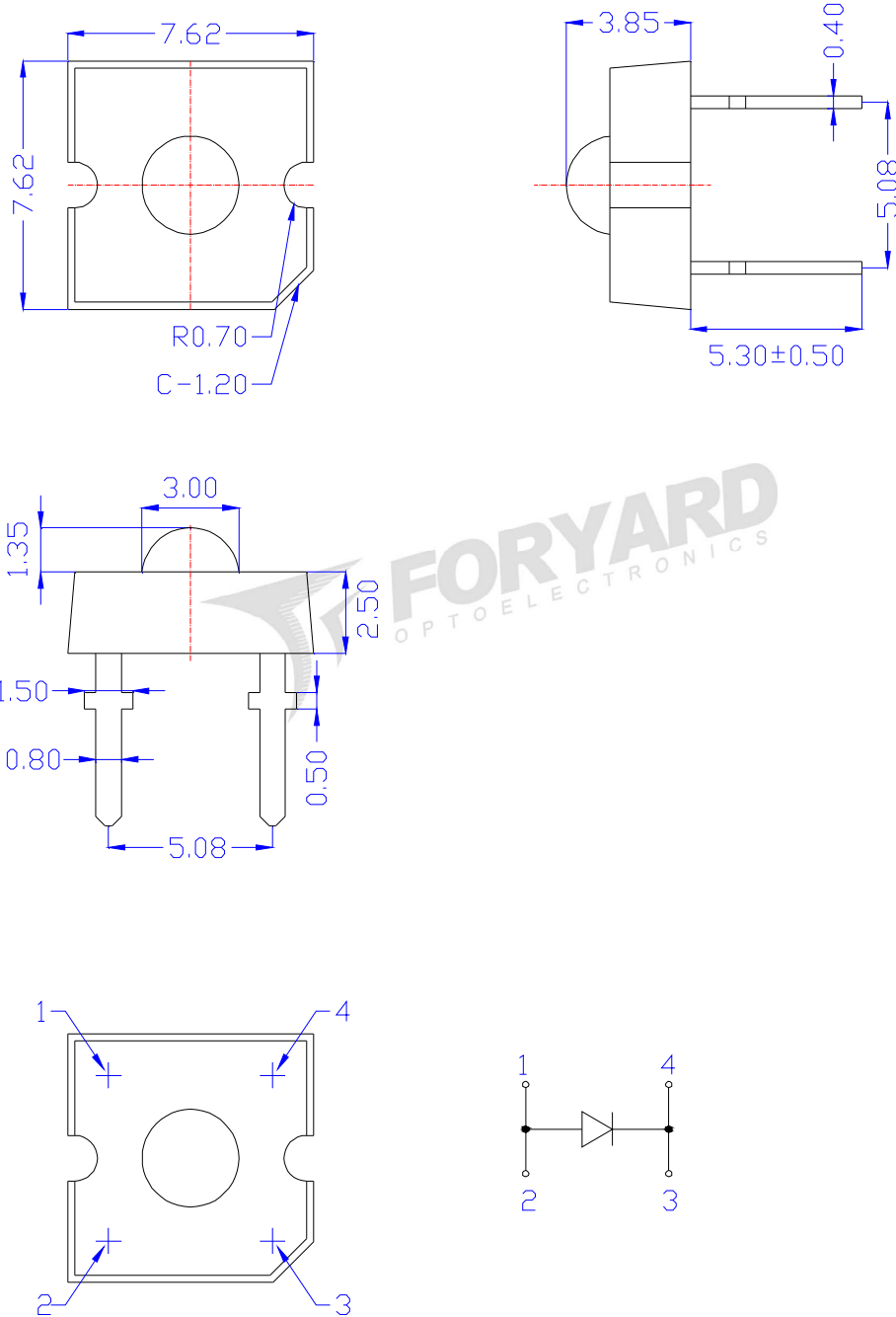
Fax: 0086-574-87927917

E-mail:Sales@foryard.com (General)

Model No.	FYLF-1150PG1C
Date / Rev.	2024.03.25 / B

Model No.: FYLF-1150PG1C

Mechanical Dimensions



Notes:

1. All dimensions are millimeters (inches)
2. Tolerance is $\pm 0.25\text{mm}$ (.010") unless otherwise noted.
3. The specifications, characteristics and technical data described in the datasheet are subject to change without prior notice.
4. The drawing is different from the actual one, please refer to the sample.

Model No.: FYLF-1150PG1C

Absolute Maximum Ratings(Ta=25°C)

Parameter	Symbol	MAX.	Unit
Forward Current(DC)	IF	30	mA
Peak Forward Current *	IFP	100	mA
Power Dissipation	PD	120	mW
Reverse Voltage	VR	5	V
Operating Temperature Range	Topr	-30°C to +85°C	
Storage Temperature Range	Tstg	-30°C to +100°C	
Soldering Temperature	Tsol	Reflow Soldering:260°C/2sec	

*Pulse width \leq 1msec duty \leq 1/10

Typical Electrical & Optical Characteristics(Ta=25°C)

Parameter	Symbol	Min.	Typ.	Max.	Unit	Test Condition
Luminous Intensity	I_V	2225	3115	6105	mcd	IF=20mA
Viewing Angle	$2\theta_{1/2}$	---	100	---	Deg	
Peak Emission Wavelength	λ_p	---	520	--	nm	
Dominant Wavelength	λ_d	521	524	530	nm	
Spectral Line Half-Width	$\Delta\lambda$	---	36	--	nm	
Forward Voltage	V_F	2.60	3.00	3.40	V	VR=5V
Reverse Current	I_R	---	---	10	μ A	

Material

Item	Reflector	Wire	Encapsulate	Chip
Material	Iron	Gold	Epoxy	InGaN

Note:

- 1.Luminous Intensity is based on the Foryard standards.
- 2.Pay attention about static for InGaN

Luminous Intensity Guide (Unit: mcd) @IF=20mA

Code	L19	L20	L21
Luminous Intensity(mcd)	2225~3115	3115~4360	4360~6105

Tolerance of measurement of luminous intensity is \pm 15%

Dominate Wavelength Guide (Unit: nm) @IF=20mA

Code	G3	G4	G5
Dominate Wavelength(nm)	521~524	524~527	527~530

Tolerance for each Dominate Wavelength bin is \pm 1nm

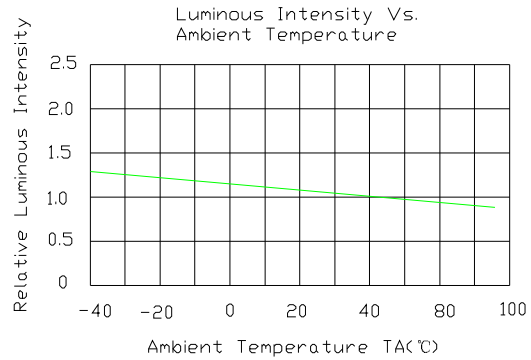
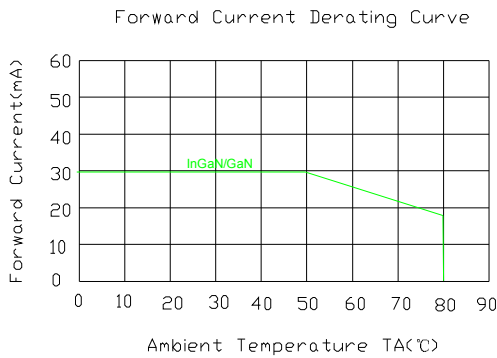
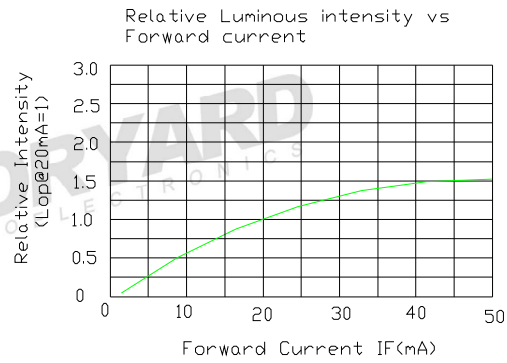
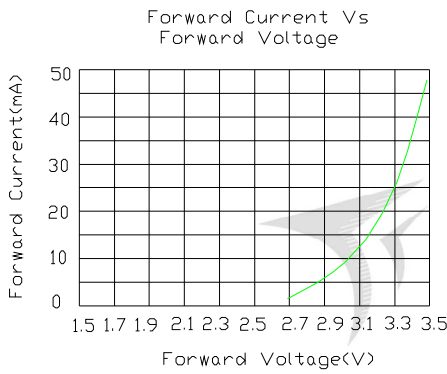
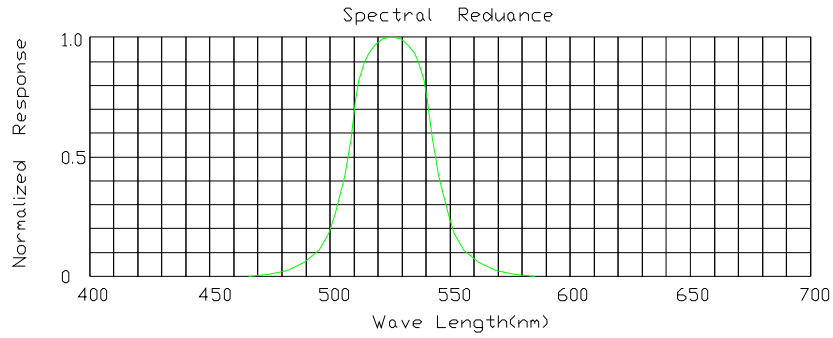
Forward Voltage Guide (Unit: V) @IF=20mA

Code	V7	V8	V9	V10
Forward Voltage(V)	2.6~2.8	2.8~3.0	3.0~3.2	3.2~3.4

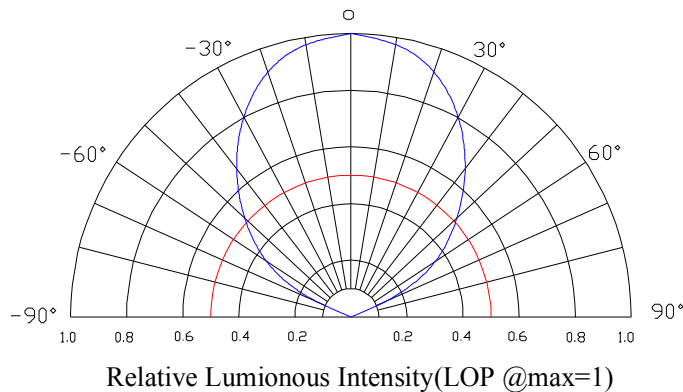
Tolerance of measurement of forward voltage is \pm 0.1V

Model No.: FYLF-1150PG1C

Typical Eletrical/Optical Characteristics Curves(Ta=25°C Unless Otherwise Noted)

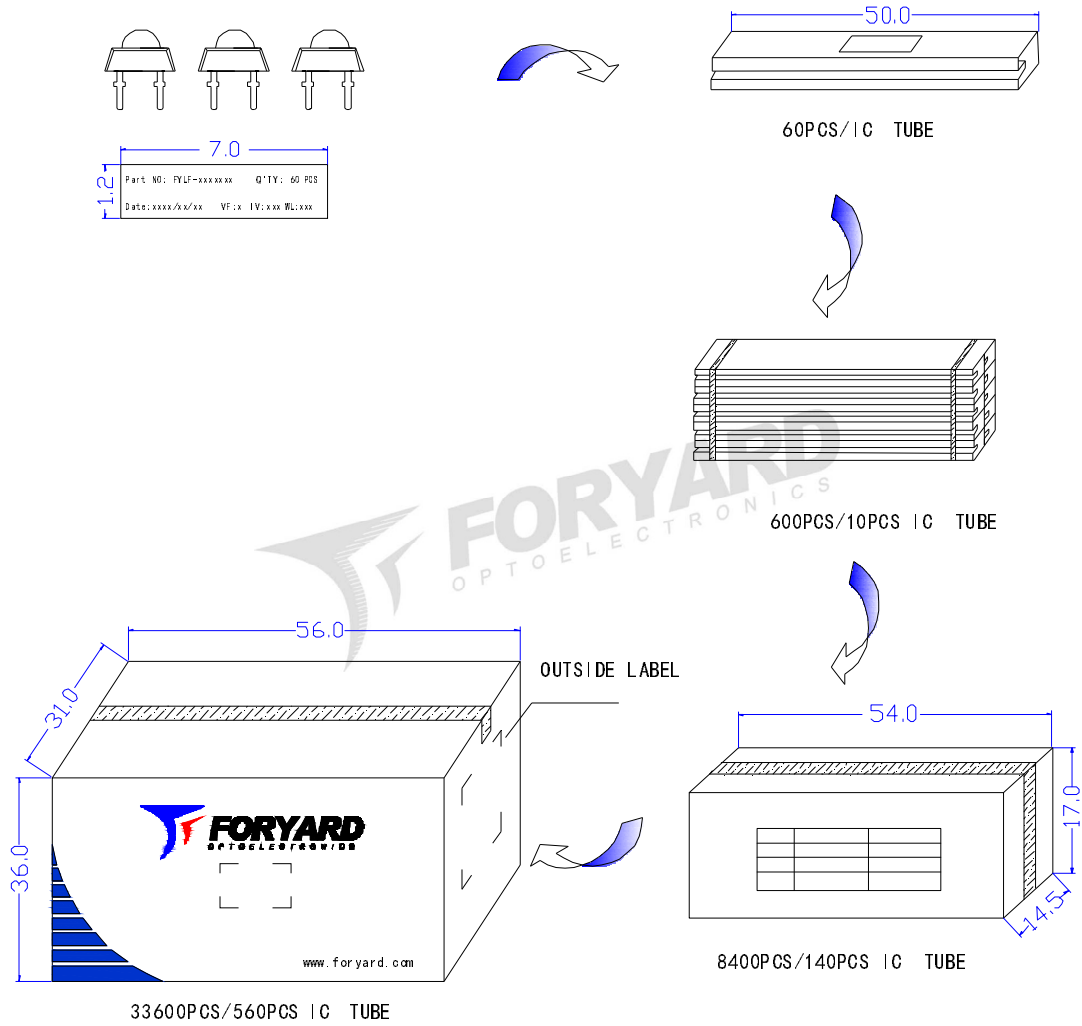


Radiation pattern



Model No.: FYLF-1150PG1C

■ LAMP PACKING.



OUTSIDE LABEL

Note: The specifications are subject to change without notice. Please contact us for updated information.