

PRODUCT SPECIFICATION

Model No.: FYL-5463LURD1E

Descriptions:
<ul style="list-style-type: none"> ■ Dice material: AlGaInP. ■ Emitting Color: Super Bright Red. ■ Device Outline: Φ5*4 mm ellipse type. ■ Lens Type: Red Diffused.



CUSTOMER APPROVED SIGNATURES	APPROVED BY	CHECKED BY	PREPARED BY

NINGBO FORYARD OPTOELECTRONICS CO.,LTD.

Add:No. 666 Jinghua Road, Hi-tech Park, Ningbo, Zhejiang, China

Zip:315103

Tel: 0086-574-87933652 87922206 87927870

Fax: 0086-574-87927917

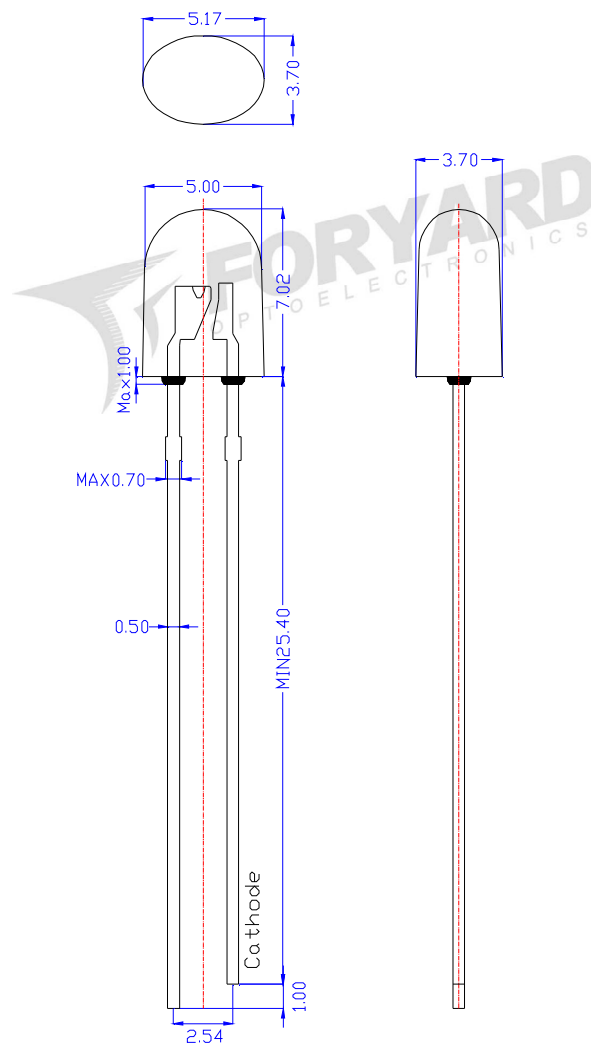
E-mail:Sales@foryard.com (General)

Model No.: FYL-5463LURD1E

■ Features

- 1.Low power consumption.
- 2.High efficiency.
- 3.General purpose leads.
- 4.High intensity.
- 5.RoHs compliant.

■ Package configuration



Notes:

1. All dimensions are millimeters (inches)
2. Tolerance is $\pm 0.25\text{mm}$ (.010") unless otherwise noted.
3. The specifications, characteristics and technical data described in the datasheet are subject to change without prior notice.
4. The drawing is different from the actual one, please refer to the sample.

Model No.: FYL-5463LURD1E

■ Absolute Maximun Ratings(Ta=25°C)

Parameter	MAX.	Unit
Power Dissipation	75	mW
Peak Forward Current (1/10 Duty Cycle, 0.1ms Pulse Width)	100	mA
Continuous Forward Current	30	mA
Derating Linear From 50°C	0.4	mA/°C
Reverse Voltage	5	V
Operating Temperature Range	-40°C to +85°C	
Storage Temperature Range	-40°C to +100°C	
Lead Soldering Temperature[4mm(.157") From Body]	260°C for 5 Seconds	

■ Typical Electrical & Optical Charcteristics(Ta=25°C)

Parameter	Symbol	Min.	Typ.	Max.	Unit	Test Condition	
Luminous Intensity	I_v	1000	1800	3000	mcd	IF=20mA	
Viewing Angle	$2\theta_{1/2}$	X	---	125	---		Deg
		Y	---	55	---		
Peak Emission Wavelength	λ_p	---	630	--	nm		
Dominant Wavelength	λ_d	618	625	630	nm		
Spectral Line Half-Width	$\Delta\lambda$	---	20	--	nm		
Forward Voltage	V_F	1.8	2.1	2.4	V		
Reverse Current	I_R	---	---	10	μA	VR=5V	

Note:

- 1.Luminous Intensity is based on the Foryard standards.
- 2.Pay attention about static for InGaN

■ Luminous Intensity Guide (Unit: mcd) @IF=20mA

Code	N16	N17	N18	N19
Luminous Intensity(mcd)	1000~1380	1380~1800	1800~2300	2300~3000

Tolerance of measurement of luminous intensity is $\pm 15\%$

■ Dominate Wavelength Guide (Unit: nm) @IF=20mA

Code	R1	R2	R3	R4
Dominate Wavelength(nm)	618~621	621~624	624~627	627~630

Tolerance for each Dominate Wavelength bin is $\pm 1\text{nm}$

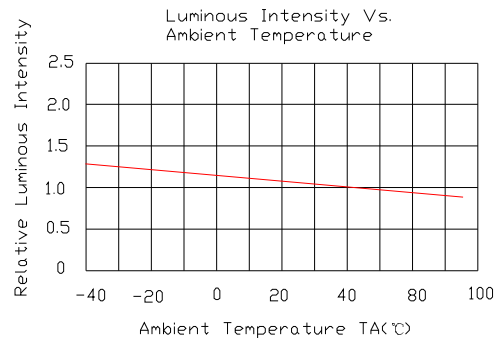
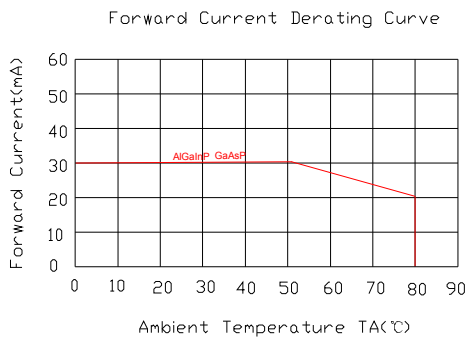
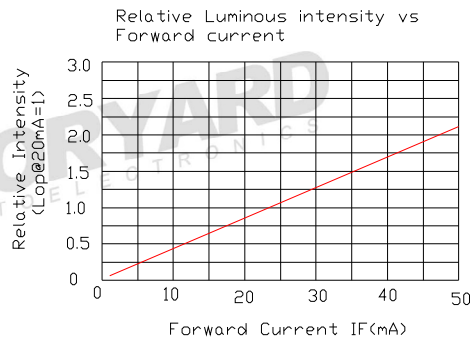
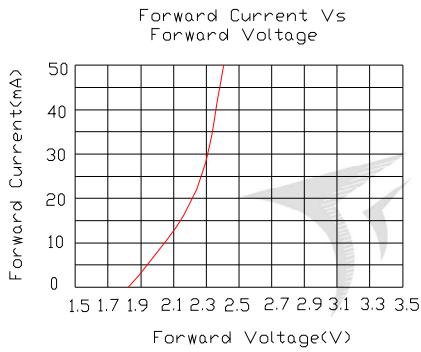
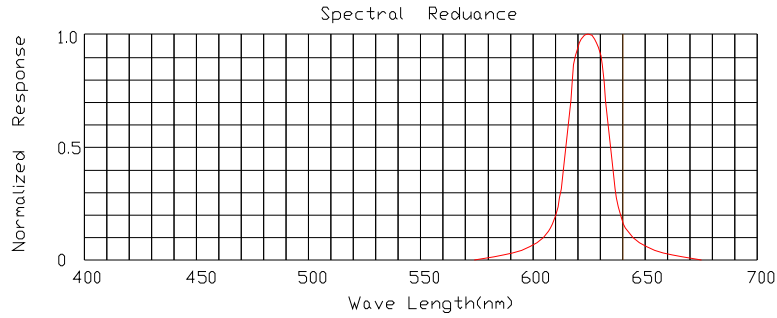
■ Forward Voltage Guide (Unit: V) @IF=20mA

Code	V2a	V2b	V3a	V3b	V4a	V4b
Forward Voltage(V)	1.8~1.9	1.9~2.0	2.0~2.1	2.1~2.2	2.2~2.3	2.3~2.4

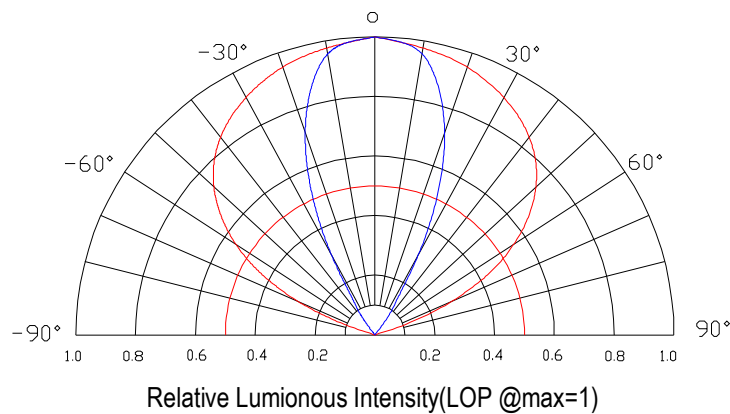
Tolerance of measurement of forward voltage is $\pm 0.1\text{V}$

Model No.: FYL-5463LURD1E

Typical Electrical/Optical Characteristics Curves(Ta=25°C Unless Otherwise Noted)

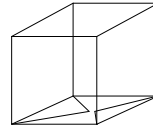
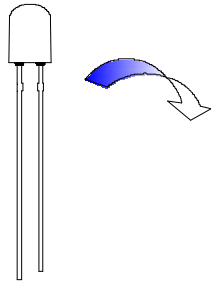


Radiation pattern

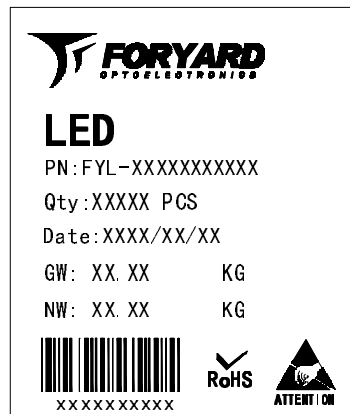
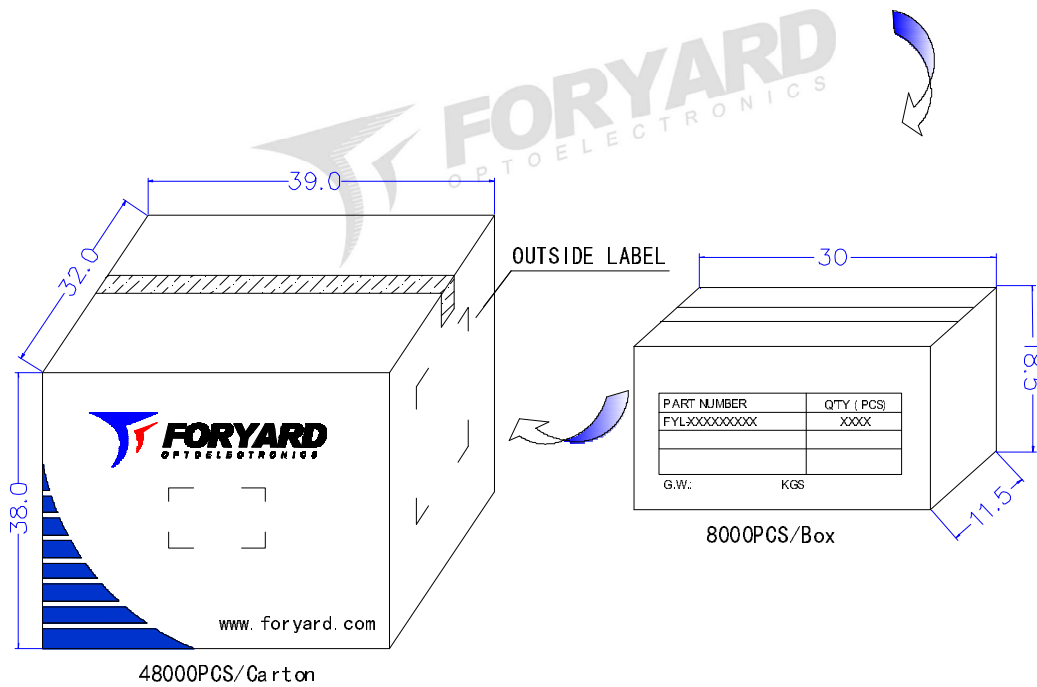


Model No.: FYL-5463LURD1E

■ LAMP PACKING.



5*4mm 1000PCS/Polybag



OUTSIDE LABEL

Note: The specifications are subject to change without notice. Please contact us for updated information.