

Product Description

LF-GOE060YF/YE(E) series is a 60W LED driver. LF-GOE060YF(E) is dimmable. LF-GOE060YE(E) is non-dimmable. The driver has rated input voltage of 220-240Vac. Input voltage limit is 180-264Vac. The new casing design theory is applied in street lights, tunnel lights and lighting projects. It has all-round protections including surge protection, over-voltage protection, short circuit protection and over temperature protection, which greatly improves the product stability. There is a potentiometer on the side that helps to adjust the output current / power of the driver.

Feature

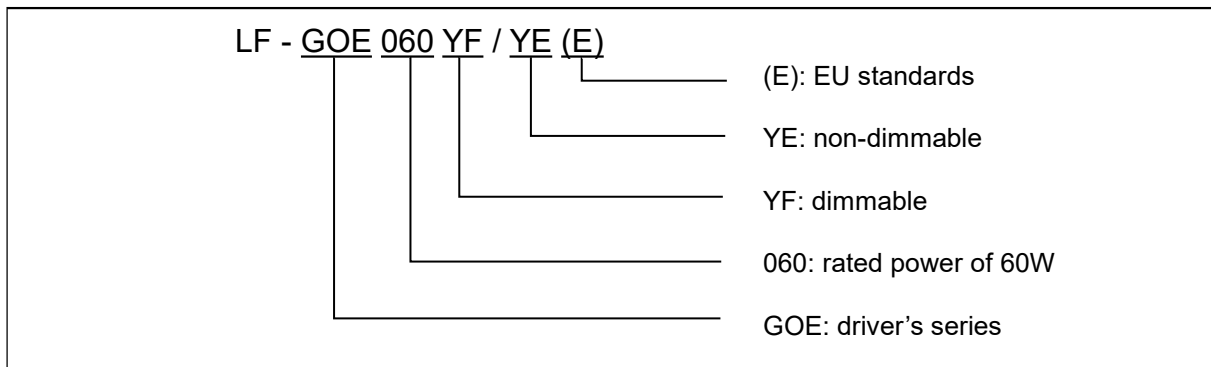
- Conversion efficiency up to 89%
- Output current adjustable via the potentiometer
- Three-in-one dimming (YF)
- Surge protection: L-N 6KV, L/N-GND 10KV
- All-round protections: over temperature protection, over-voltage protection, short circuit protection and IP67
- 5 years (Please refer to the warranty description.)

Application

- Street light
- Tunnel light
- Lighting project



Naming



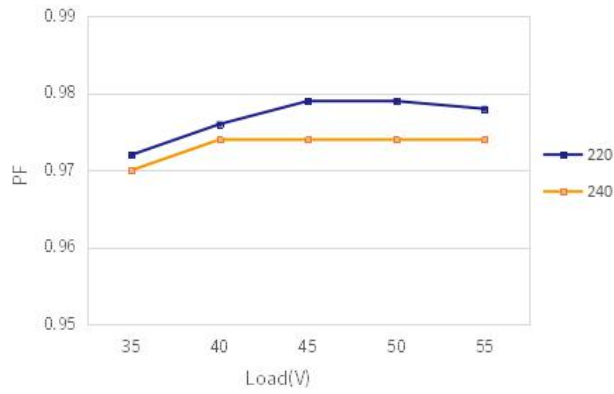
Electrical Characteristic

Full Model Number		LF-GOE060YF(E)	LF-GOE060YE(E)
Output	Output Voltage	30-54VDC (LED)	
	Output Current	600mA - 1700mA (The potentiometer is beside the mark of IO ADJ.)	
	Output Power	60W max @220~240Vac	
	Current Tolerance	±5%	
	Temperature Drift	+2%~-8% @Ta-40~+60℃	
	Start-up Time	<0.5S@230Vac	
Input	Input Voltage	220-240Vac (voltage limit: 180-264Vac), 311-339Vdc	
	Input Current	0.8A Max	
	Power Factor	≥0.95/230Vac @54Vdc 1120mA	
	Total Harmonic Distortion	≤15%/230Vac @54Vdc 1120mA	
	Efficiency	≥89%/230Vac @54Vdc 1120mA	
	In-rush Current	<80A/700uS @230Vac	
Protection Characteristics	Open Circuit Protection	Open circuit voltage ≤60Vdc	
	Short Circuit Protection	Hiccup mode (auto-recovery)	
Environment Description	Working Temperature	-40℃~+60℃	
	Working Humidity	0-95%RH (no condensation)	
	Storage Temperature & Humidity	-40℃~+ 80℃ (six months under class I environment); 0-95%RH (no condensation)	
	Atmospheric Pressure	86~106KPa	

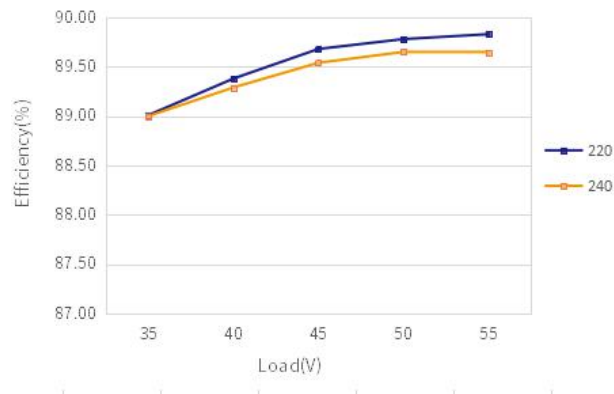
Safety and Electromagnetic Compatibility	Certification	ENEC, CE, CB, RCM, SAA, CCC
	Withstanding Voltage	I/P-O/P: 3.75KVac, <5mA 60S; I/P-FG: 1.6KVac, <5mA 60S; O/P-FG: 0.5KVac, <5mA 60S
	Insulation Resistance	I/P-O/P: 500VDC, >100MΩ
	Safety Standard	EN 61347-2-13: 2014/A1: 2017, EN 61347-1: 2015, EN 62384: 2016 IEC 61347-1: 2015, IEC61347-2-3: 2014, IEC 61347-2-13: 2014, GB19510.1-2009, GB19510.14-2009
	EMI	EN55015, CLASS B
	EMS	Conforms to IEC61000-4-2, 3, 4, 5 (DM 6KV, CM 10KV), 6, 8, 11, 12; IEC61547
Others	IP Rating	IP67
	RoHS	RoHS 2.0 (EU) 2015/863
	Warranty	5 years (Tc: ≤79°C)
Remarks	<p>1. It is recommended that customer should install protection devices for surge, for over voltage and for undervoltage to ensure safety before connecting to electricity.</p> <p>2. As an accessory, the LED driver is not the only factor determining the EMC performance of the LED light fixture. The structure and the wiring of the light fixture are also relevant. Thus it's strongly recommended the LED light fixture manufacturer re-confirms the EMC of the whole LED light fixture.</p> <p>3. It's suggested that the user should use a slotted screwdriver or a Philips screwdriver to adjust the output current in case the potentiometer is damaged. The screwdriver with a 2mm slot head is recommended. Torque is NO higher than 0.5KNM. Make sure the insulation of the screwdriver is good enough.</p> <p>4. The total output power of the light fixture should NOT exceed the maximum rated output power of the driver. ⚠</p> <p>5. In compliance with ERP2019, for using the dimmer or system that cannot be dimmed to off to ensure that the LED driver does not enter standby mode.</p>	

Characteristic Curve

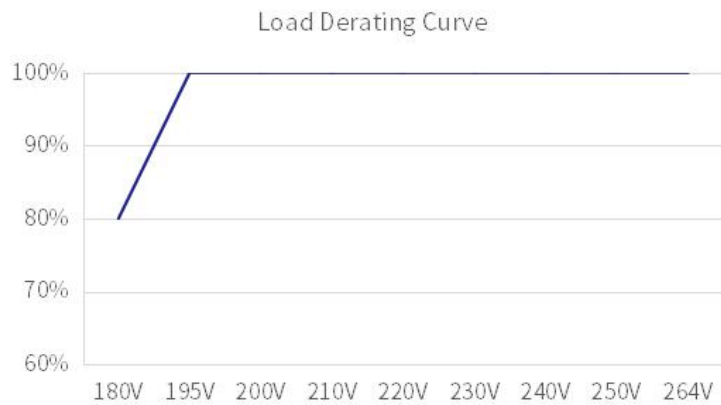
PF Curve



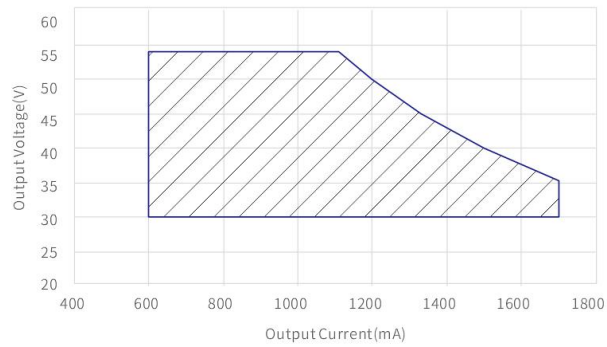
Efficiency Curve



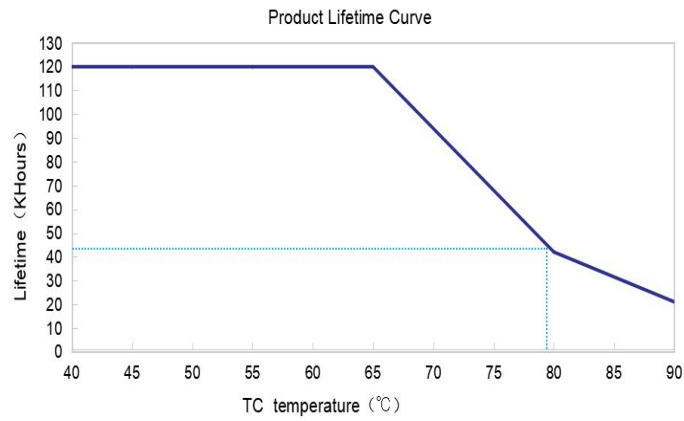
Load Derating Curve



Power Curve

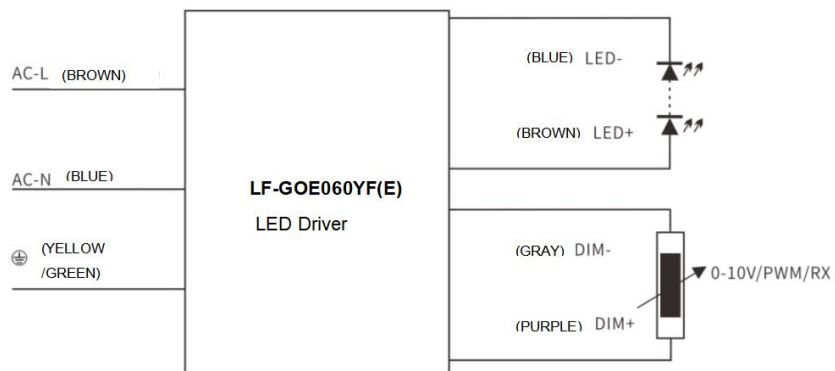


Lifetime Curve



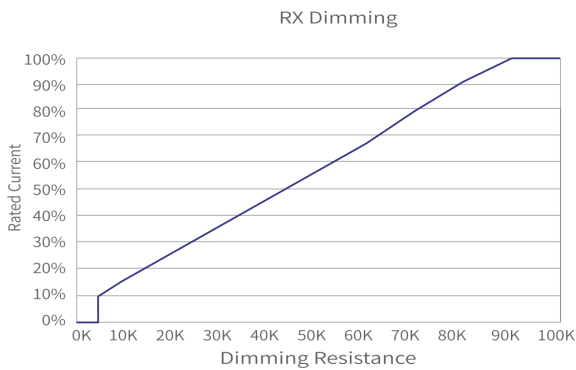
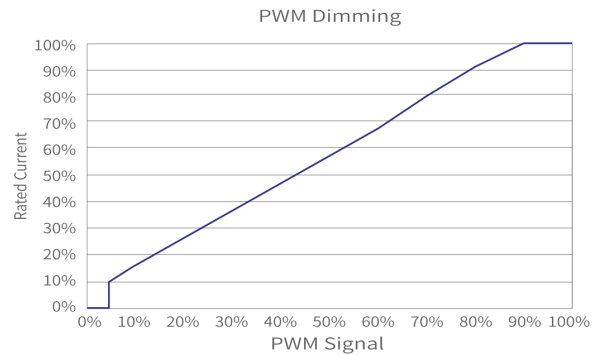
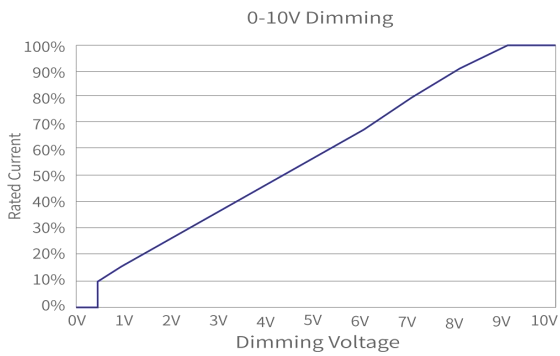
Instructions of Dimming

Dimming Diagram

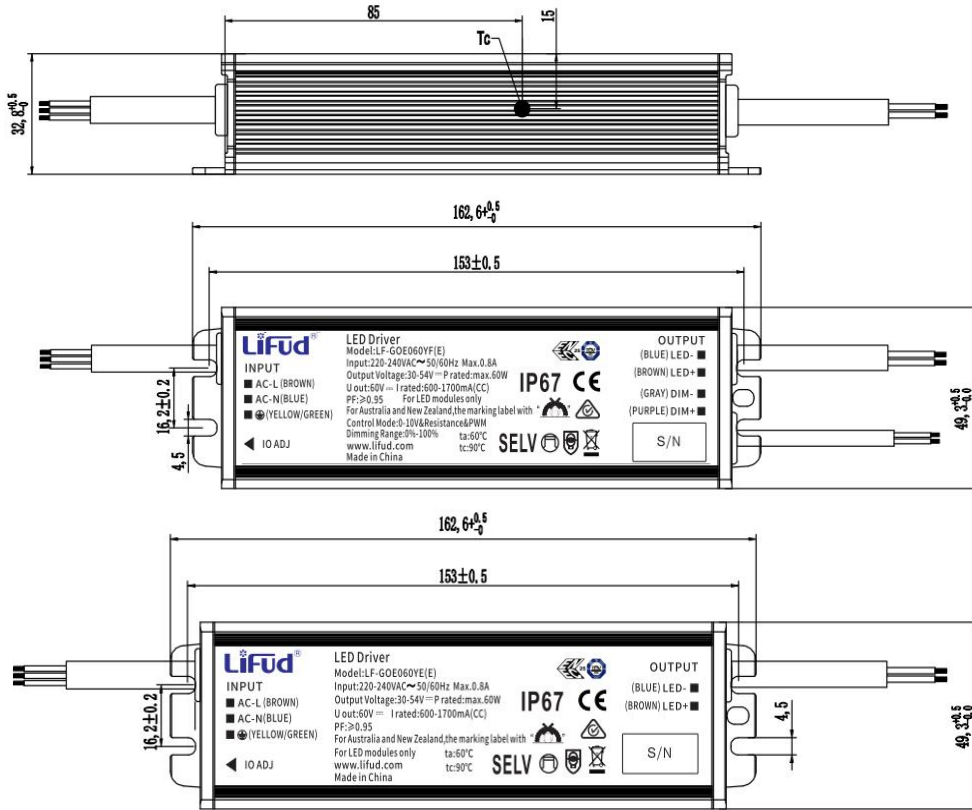


Operations of 0-10V, PWM & RX Dimming

- Connect the 0-10V, PWM or Rx signal to the DIM terminals.
- In 0-10V dimming mode, when the input voltage is less than 0.3V, the light will be turned off. When it's more than 0.5V, the light will be turned on.
- The minimum dimming depth of 0.5-10V is 10%.
- The dimming depth of PMW is 10%.
- Requirement of PWM signal: 400-3000 (Hz); amplitude: 10(V)
- The range of Rx is 0-100K Ω
- DIM+/- (no signal connection): 100% rated current



Structure & Dimension (Unit: mm)



Input Wire			Output Wire			Dimming Wire		
Length (mm)	Peeled (mm)	Tinned (mm)	Length (mm)	Peeled (mm)	Tinned (mm)	Length (mm)	Peeled (mm)	Tinned (mm)
300	40	10	220	36	6	200	40	10

Input wire: 3*1mm² Ø7.2±1mm; dimming wire: 2*22AWG Ø5.0±1mm; output wire: 2*1mm² Ø6.8±1mm

Packaging Specification

Model	LF-GOE060YF/YE(E)
Box Size	400 x 325 x 140mm (L×W×H)
Quantity	8 pcs/layer; 2 layers/ctn; 16 pcs/ctn
Weight	0.48±0.1kg /pc; 8±1.6kg/ctn

Transportation & Storage

■ Transportation

- Suitable transportation means: vehicles, boats and aircraft.
- During transportation, there should be awnings for rain protection and sun protection. Civilized loading and unloading are required. There should be no severe vibration or impact.

■ Storage

- Storage in accordance with the provisions of Class I environment. For products which have been stored for more than six months, they mustn't be used until they pass the re-inspection.

Attention

- Please use this product according to its specifications otherwise there may be malfunction.
- Use light fixtures that have not been certified or are not compatible with the LED drivers may cause fire or other hazards.
- Man-made damage, any use beyond the specification and non-original-factory modification are not covered by warranty.

Remark: The final interpretation right of the contents of this data sheet belongs to Lifud Technology Co., Ltd.