

## Product Description

LF-GMR030YE II xxxxH (U) series is a 30W isolated constant current LED driver. The rated input voltage range is 198-264Vac. The output current range is 550-750mA. It has 5 current files: 550mA, 600mA, 650mA, 700mA and 750mA.

## Feature

- Two designs: built-in LED driver and external LED driver
- 5-year warranty (Please refer to the warranty condition.)
- It has a metal casing, active PFC and high efficiency



## Application

- Plant lighting
- Indoor office lighting
- Decorative lighting
- Commercial lighting
- Residential lighting

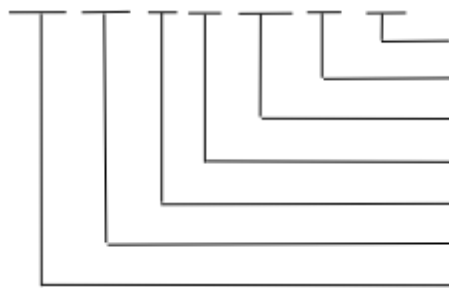
Built-in LED driver



External LED driver

## Product Naming

LF-GMR 030 YE II xxxx H (U)



- U: output voltage of 27-40V
- H: high-voltage input
- xxxx: output current (0750: 750mA)
- II: the second generation
- Y: meet with certifications; E: model serial number
- 030: maximum output power of 30W
- G: isolated design; MR: LED driver for indoor tri-proof light

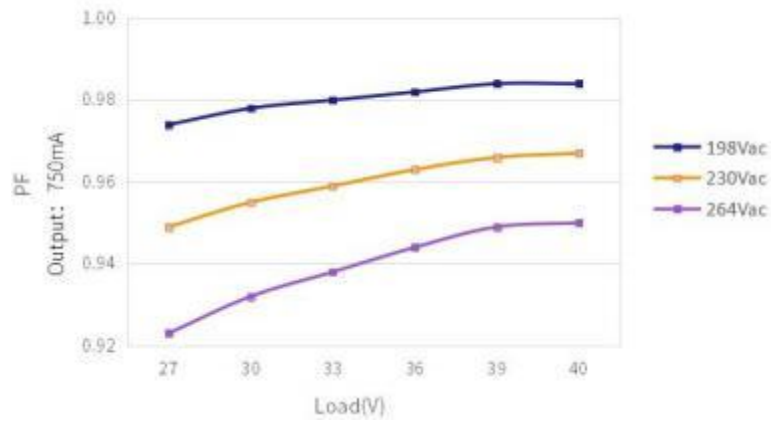
## Electrical Characteristics

Full Model Number		LF-GMR030YE II xxxxH(U)				
<b>Output</b>	Output Voltage	27-40V				
	Output Current	550mA	600mA	650mA	700mA	750mA
	Current Accuracy	±5%				
	Start-up Time	<0.5S@230Vac				
	Temperature Drift	±10%				
<b>Input</b>	Input Voltage	220-240Vac (limit voltage: 198-264Vac)				
	Input Frequency	47-63Hz				
	Input Current	0.24A Max				
	Power Factor	≥0.96/198Vac	≥0.96/198Vac	≥0.96/198Vac	≥0.96/198Vac	≥0.96/198Vac
		≥0.95/230Vac	≥0.95/230Vac	≥0.95/230Vac	≥0.95/230Vac	≥0.95/230Vac
		≥0.9/264Vac	≥0.9/264Vac	≥0.9/264Vac	≥0.9/264Vac	≥0.9/264Vac
	THD	≤20%				
	Efficiency	≥88%/198Vac	≥88%/198Vac	≥88%/198Vac	≥88%/198Vac	≥88%/198Vac
		≥88%/230Vac	≥88%/230Vac	≥88%/230Vac	≥88%/230Vac	≥88%/230Vac
		≥87%/264Vac	≥87%/264Vac	≥87%/264Vac	≥87%/264Vac	≥87%/264Vac
Inrush Current	≤60A&300uS@230Vac					
Leakage Current	≤0.7mA					
Stand-by Power Consumption	≤0.5W@230Vac					
<b>Protective Feature</b>	Open Circuit Protection	<55V				
	Short Circuit Protection	Hiccup mode (auto-recovery)				
<b>Environment Condition</b>	Operating Temperature	-30℃ - +50℃				
	Operating Humidity	20-90%RH (no condensation)				
	Storage Temperature/Humidity	-40℃ - 80℃ (six months under class I environment); 10-90%RH (no condensation)				
	Atmospheric Pressure	86-106KPa				

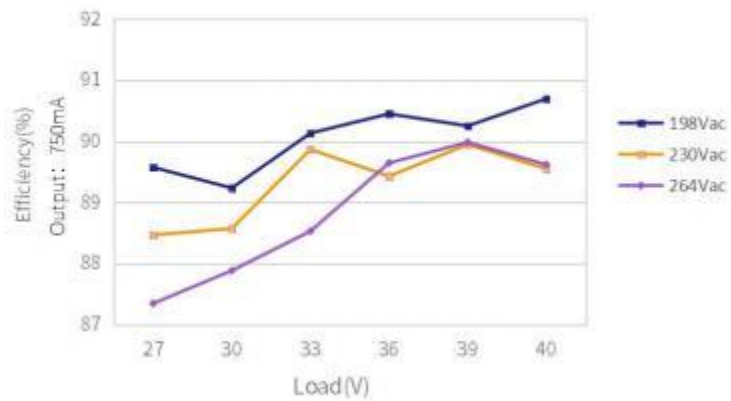
<b>Safety &amp; Norm</b>	Certificate	Built-in: ENEC, CCC, RCM, CE, CB, SAA External: ENEC, CE, CB
	Withstanding Voltage	I/P-O/P:3.75KVac /5mA/ 60S; I/P-FG:1.5KVac/5mA/60S; O/P-FG:0.5KVac/5mA/60S
	Insulation Resistance	I/P-O/P: >100MΩ@500VDC
	Safety Standard	ENEC: EN61347-1:2015, EN 61347-2-13:2014/A1:2017, EN 62384:2016/A1:2009 CE-LVD: EN 61347-2-13:2014/A1:2017, EN 61347-1:2015, EN 62493:2015 CB:IEC 61347-1:2015, IEC61347-2-3:2014, IEC 61347-2-13:2014/AMD1:2016 RCM:AS 61347.2-13:2018 CCC:GB19510.1-2009, GB19510.14-2009
	EMI	CE-EMC/RCM:EN55015, EN61000-3-2, EN61000-3-3 CCC:GB/T17743, GB17625.1, GB17625.2
	EMS	CE-EMC/RCM:EN61000-4-2,3,4,5(lightning strike L-N:1KV,L/N-PG:2KV)),6,11 CCC:GB/T17626.2,3,4,5(lightning strike L-N:1KV,L/N-PG:2KV),6,11
	<b>Others</b>	IP Rating
RoHS		RoHS 2.0 (EU) 2015/863
Warranty Condition		5yrs (Tc≤80℃)
<b>Test Equipment</b>	AC power source: CHROMA6530, digital power meter: CHROMA66202, Oscilloscope: Tektronix DPO3014, DC electronic load: M9712B, LED board, constant temperature and humidity chamber, lightning surge generator: Everfine EMS61000-5B, rapid group pulse generator: Everfine EMS61000-4A, spectroanalyzer: KH3935, hi-pot tester: TH9201B, flicker-free tester (flicker-free coefficient tester) 60N-01, etc.	
<b>Additional Remark</b>	<p>1. It is recommended that customer should install over voltage and under voltage protection devices and surge protection devices in the power supply circuits of the light fixtures to ensure safety before connecting to electricity.</p> <p>2. As an accessory, the LED driver is not the only factor determining the EMC performance of the LED light fixture. The structure and the wiring of the light fixture are also relevant. Thus it's strongly recommended the LED light fixture manufacturer re-confirms the EMC of the whole LED light fixture.</p> <p>3. The test conditions of the circuit breaker configuration quantity are the same as that of the inrush current test.</p> <p>4. Unless otherwise stated, the parameters of the power factor, harmonic and efficiency were test results under the ambient temperature of 25℃, humidity of 50%, input voltage of 230V(50Hz) and full load.</p>	

## Characteristic Curves

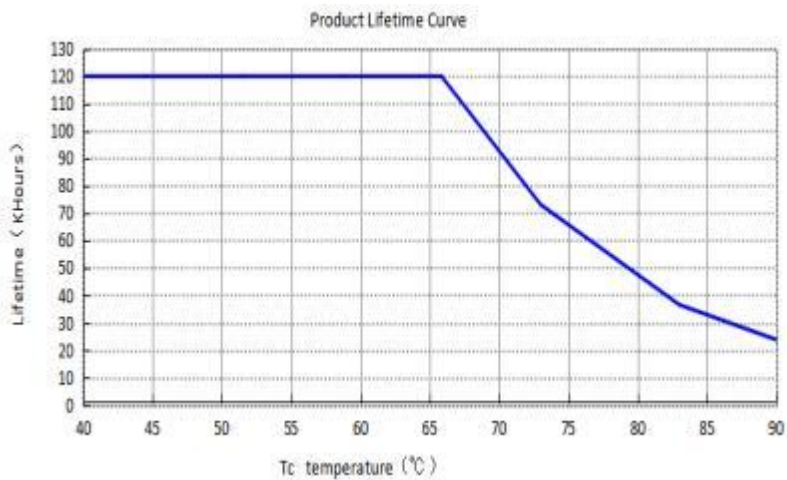
### ■ PF Curve



### ■ Efficiency Curve



### ■ Lifetime Curve



### Definition of the Driver's Terminals

INPUT (Built-in LED driver)

AC-L	Input terminal of AC live wire
AC-N	Input terminal of AC neutral wire
⊕ (on the case of the driver)	Grounding wire

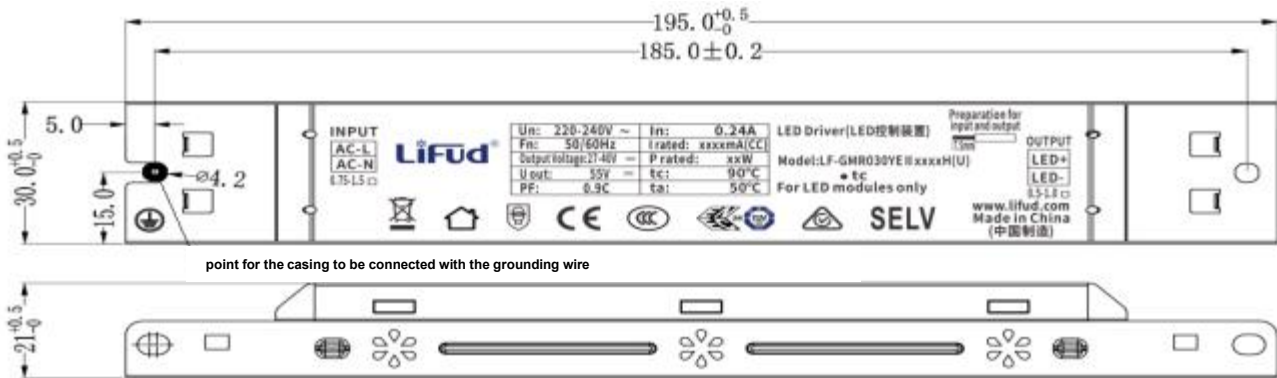
OUTPUT

LED+	The driver's positive electrode output
LED-	The driver's negative electrode output

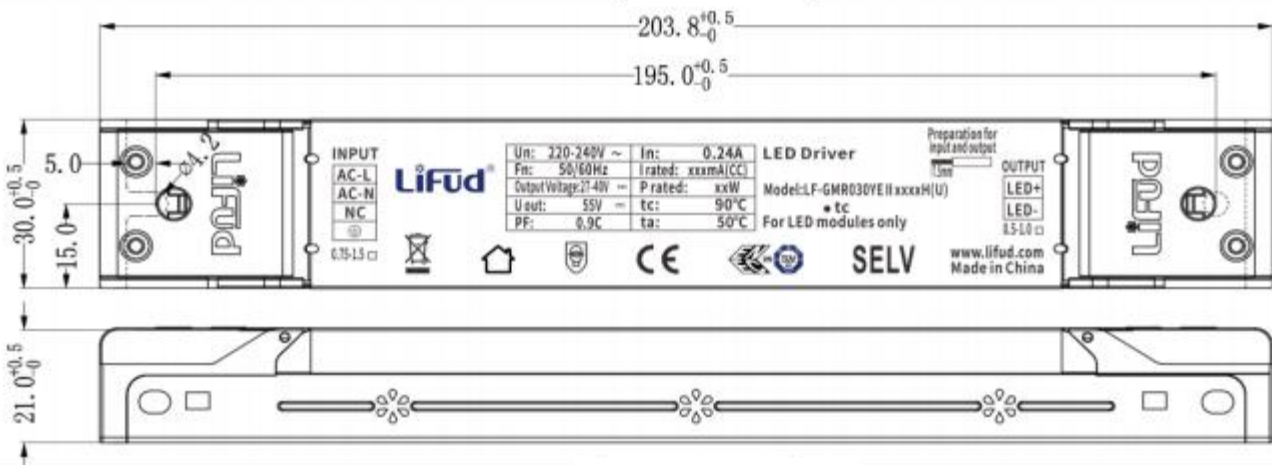
INPUT (External LED driver)

AC-L	Input terminal of AC live wire
AC-N	Input terminal of AC neutral wire
⊕	Grounding wire

### Dimensions (Unit: mm )



Built-in LED driver



External LED driver

## Packaging Specification

<b>Model</b>	LF-GMR030YE II xxxxH(U)
<b>Packaging dimensions</b>	385*285*210 mm (L*W*H)
<b>Quantities</b>	8 pcs/layer; 6layers/ctn; 48 pcs/ctn
<b>Weights</b>	0.14kg $\pm$ 5%/pcs; 7kg $\pm$ 5%/ctn

## Transportation & Storage

### ■ Transportation

- Suitable transportation means: vehicles, boats and aircraft.
- During transportation, there should be awnings for rain protection and sun protection. Civilized loading and unloading are required. There should be no severe vibration or impact.

### ■ Storage

- Storage in accordance with the provisions of Class I environment. For products which have been stored for more than six months, they mustn't be used until they pass the re-inspection.

## Attention

- Please use this product according to its specifications otherwise there may be malfunction.
- Use light fixtures that have not been certified or are not compatible with the LED drivers may cause fire or other hazards.
- Man-made damage, any use beyond the specification and non-original-factory modification are not covered by warranty.

Remark: The final interpretation right of the contents of this data sheet belongs to Lifud Technology Co., Ltd.