

Product Description



Electrical type: Isolated LED driver for class II light fixtures

Category: AC220-240V, flicker free, percent flicker $\leq 1\%$

Product property: simple structure, high cost performance

Application: indoor office lighting, commercial lighting,
residential lighting, decorative lighting

Warranty: 5 years (please refer to the warranty condition).

Certification: ENEC, CE, CB, RCM, CCC



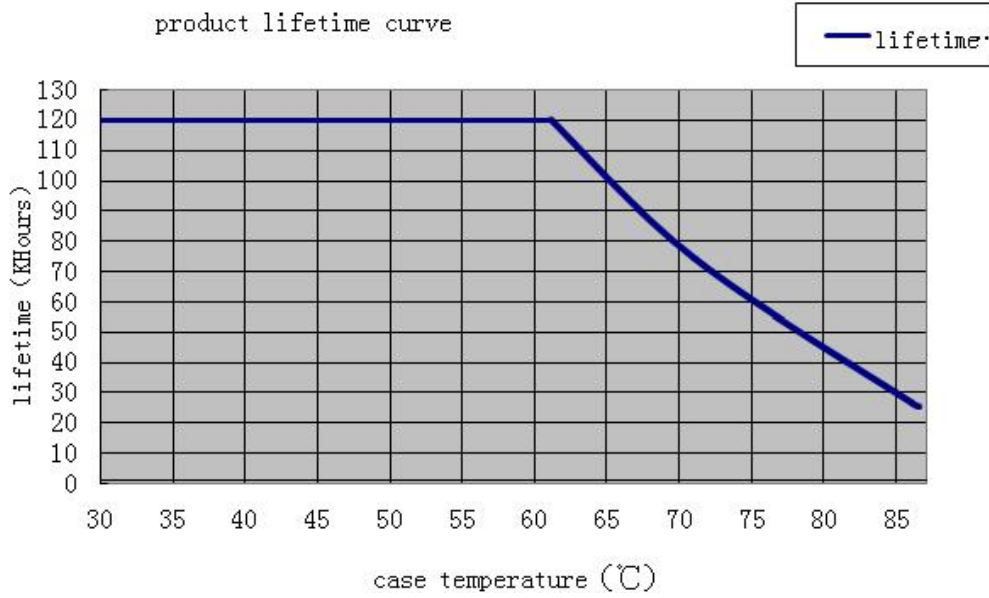
Technical Data

Model		LF-GIF022YA0500H	LF-GIF022YA0450H	LF-GIF022YA0400H
Output	Output Voltage	25-40Vdc		
	Output Current	500mA	450mA	400mA
	Ripple Voltage	<1V		
	Current Tolerance	$\pm 5\%$		
	Start-up Time	230Vac <0.5S		
	Temperature Drift	$\pm 10\%$		
	Line Regulation	$\pm 5\%$		
Input	Line Regulation	$\pm 5\%$		
	Rated Input Voltage	220-240VAC (voltage limit: 180-264Vac)		
	Input Frequency Range	47-63Hz		
	Input Current	0.2A Max	0.2A Max	0.2A Max
	Power Factor	>0.9@230Vac	>0.9@230Vac	>0.9@230Vac
	Total Harmonic Distortion	<18%	<18%	<18%
	Efficiency	>85%@230Vac	>85%@230Vac	>84%@230Vac
	Inrush Current	<60A/350uS@230Vac		
	Standby Power Consumption	<0.5W		
Protective Feature	Open-Circuit Protection	Open-circuit voltage < 55Vdc		
	Short-Circuit Protection	Hiccup mode (auto-recovery)		
Environment Condition	Working Temperature	-30°C ~ +50°C		
	Working Humidity	20-90%RH (no condensation)		
	Storage Temperature/Humidity	-40°C ~ 80°C (six months under class I environment); 10-90%RH (no condensation)		
	Atmospheric Pressure	86KPa-106KPa		

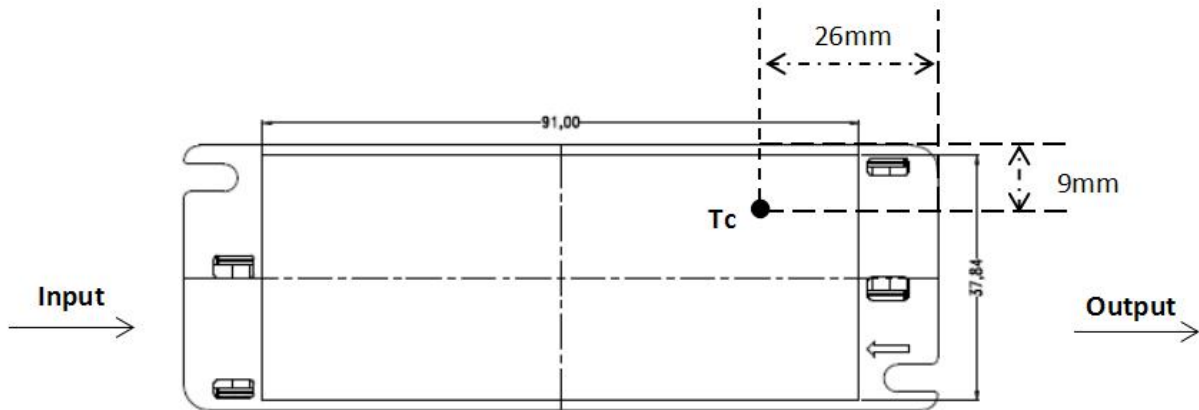
Safety & Norm	Certification	ENEC, CE, CB, RCM, CCC
	Withstand Voltage	I/P-O/P: 3.75KVac, <5mA, 60s
	Insulation Resistance	I/P-O/P: 500Vdc, >100MΩ
	Surge Rating	IEC61000-4-5 (L-N: 1KV)
	Electromagnetic Interference	EN55015, EN61000-3-2
	Electromagnetic Susceptibility	EN61000-4-2, 3, 4, 5, 6, 8, 11; EN61547
Others	Package (Weight)	Carton size: 385*285*210mm (L*W*H); Weight: 74.5g ±5%/pc, 6.86kg ±5%/ctn; Quantity: 14 pcs/layer, 6 layers/ctn, 84 pcs/ctn
	IP Rating	IP20
	Warranty	5 years (Tc≤ 78℃)
Testing Equipment	AC power source: CHROMA6530, digital power meter: CHROMA66202, Oscilloscope: Tektronix DPO3014, DC electronic load: M9712B, LED board, constant temperature and humidity chamber, lightning surge generator: Everfine EMS61000-5B, rapid group pulse generator: Everfine EMS61000-4A, spectrum analyzer: KH3935, hi-pot tester: TH9201B, stroboscope, etc.	
Testing Condition	Unless otherwise stated, the parameters of the power factor, THD and efficiency are the test results under the ambient temperature of 25℃ and humidity of 50%, AC input of 230V and 90% load.	
Remark	<ol style="list-style-type: none"> 1. It is recommended that customer should install overvoltage and undervoltage protection devices and surge protection devices to ensure safety before connecting to electricity. 2. The PC cover, housing, end caps and other parts of the LED driver inside the LED light fixture must conform to UL94-V0 flammability standard or above. 3. As an accessory, the LED driver is not the only factor determining the EMC performance of the LED light fixture. The structure and the wiring of the light fixture are also relevant. Thus it's strongly recommended the LED light fixture manufacturer re-confirms the EMC of the whole LED light fixture. 	

Lifetime Curve

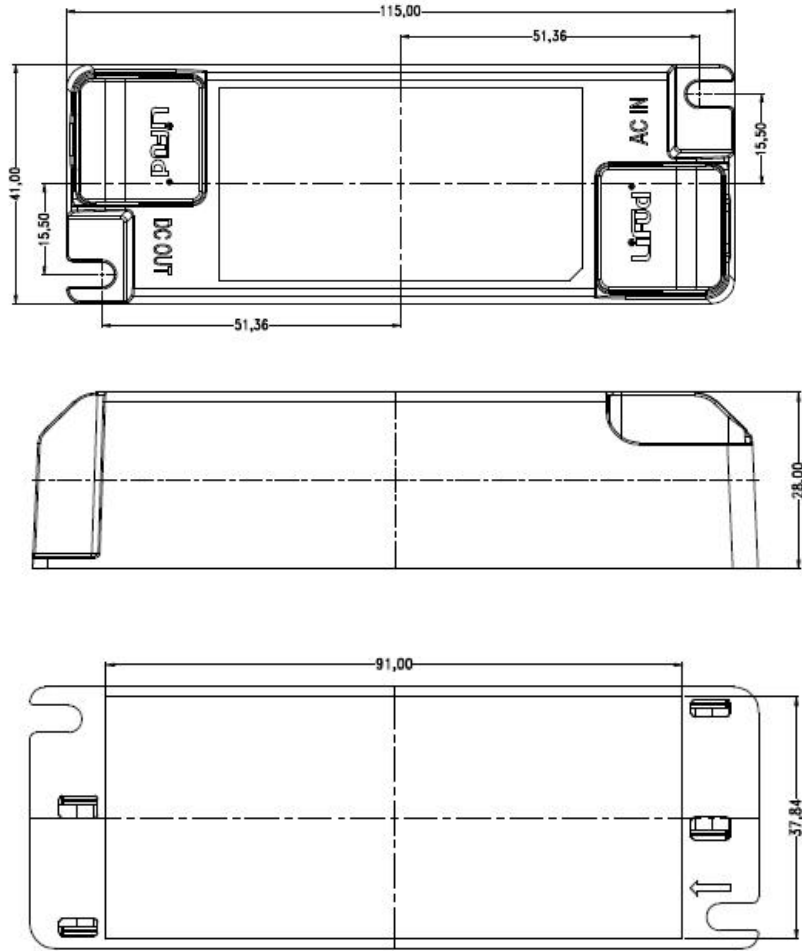
1. This curve illustrates the driver's lifetime data when its maximum casing temperature in an airtight space reaches 40°C, 50°C, 60°C, 70°C and 80°C.



2. TC test spot at the bottom cover



Dimension (unit: mm, tolerance: +0.5mm)



Wiring Diagram

