



1. Description

LF-GDE008YG(L) series is an 8W constant current LED driver. It has Triac dimming function. It's compatible with main trailing-edge dimmers in the market. Its output current is adjustable via the DIP switch, from 300mA to 350mA. It has flicker free effect during the whole process of dimming, which provides comfortable lighting for users.

2. Features

- Constant current output. The output current can be adjusted via the DIP switch.
- Plastic casing
- Suitable for Class II light fixtures
- Triac dimming
- Flicker free during the whole process of dimming
- Warranty: 5 years (Please refer to the warranty condition.)
- Certifications: ENEC, CE, RCM, CCC

3. Applications

- LED Down light
- LED Ceiling light

4. Electrical Characteristics

Model		LF-GDE008YG(L)	
Output	Output Voltage	12-22V (Within 15-22V, the dimming effect is the best.)	
	Output Current	The output current can be adjusted via the DIP switch. Please refer to the DIP switch table.	
		300mA	350mA
	Ripple Voltage	<1V (20MHz)	
	Current Accuracy	±6% @230Vac	
	Temperature Drift	±10%	
	Line Regulation	±6%	
Start-up Time	230Vac <0.5S		
Input	Line Regulation	±6%	
	Input Voltage	220-240Vac (voltage limit : 198-264Vac)	
	Input Frequency	47-53Hz	
	Input Current	0.1A Max	
	Power Factor	≥0.90@230Vac	
	THD	≤20%	
	Efficiency	≥75%@230Vac	
	Inrush Current	≤30A/350uS@230Vac (Max)	
	Leakage Current	≤0.7mA	
Protective Features	Open Circuit Protection	≤50V (Reconnecting the AC power supply is needed.)	
	Short Circuit Protection	Hiccup mode (Reconnecting the AC power supply is needed.)	
Environment Conditions	Working Temperature	-30°C ~ +50°C	
	Working Humidity	20-90%RH (no condensation)	
	Storage Temperature/Humidity	-40°C ~ 80°C (six months under class I environment); 10-90%RH (no condensation)	
	Atmospheric Pressure	86-106KPa	
Safety & Norms	Certifications	CE, RCM, TUV and CCC are ongoing	
	Withstanding Voltage	I/P-O/P: 3.75KV, 5mA, 60s	
	Insulation Resistance	I/P-O/P: 500Vdc, >100MΩ	
	Surge Rating	IEC61000-4-5 (L-N: 0.5KV)	
	Safety Standard	EN61347, GB19510	
	EMI	EN55015, EN61000-3-2	
	EMS	EN61000-4-2, 3, 4, 5, 6, 8, 11; EN61547	

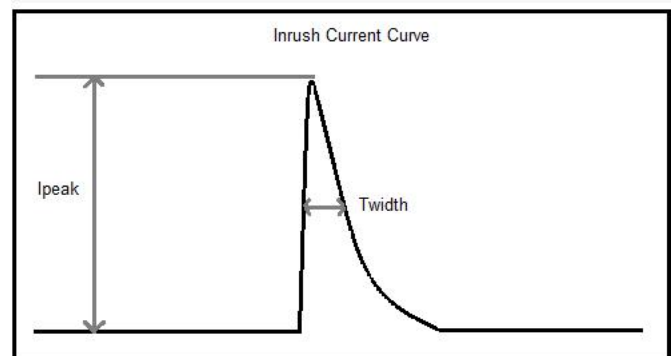
Others	IP Rating	IP20
	Warranty Condition	5 years ($T_c \leq 87.4\text{ }^\circ\text{C}$)
Testing Equipment	AC power source: CHROMA6530, digital power meter: CHROMA66202, Oscilloscope: Tektronix DPO3014, DC electronic load: M9712B, LED board, constant temperature and humidity chamber, lightning surge generator: Everfine EMS61000-5B, rapid group pulse generator: Everfine EMS61000-4A, spectrum analyzer: KH3935, hi-pot tester: TH9201B, light flicker analyzer: LFA-3000, etc.	
Testing Conditions	Unless otherwise stated, the parameters of the power factor and efficiency are the test results under the ambient temperature of 25°C and humidity of 50%, AC input of 230V and 90% load. The tests above were without connecting any dimmer.	
Remarks	<p>1. It is recommended that customers should install overvoltage and undervoltage protection devices and surge protection devices in the power supply circuits of the light fixtures to ensure safety before connecting to electricity.</p> <p>2. The PC cover, casing, end caps and other parts of the LED driver inside the LED light fixture must conform to UL94-V0 flammability standard or above.</p> <p>3. As an accessory, the LED driver is not the only factor determining the EMC performance of the LED light fixture. The structure and the wiring of the light fixture are also relevant. Thus it's strongly recommended the LED light fixture manufacturer should re-confirm the EMC of the whole LED light fixture.</p>	

5. Circuit Breaker & Relevant Parameters

Name	Value	Remark
Surge peak current (I_{peak})	2.53 A	Input voltage 230Vac
Surge half-peak time (T_{width})	34.8 us	Input voltage 230Vac, measure the time for I_{peak} to drop to the half value.
Quantity of the same model driver that a type-B 16A circuit breaker can configure.	213 pcs	

This table shows the reference data of other types of circuit breakers.

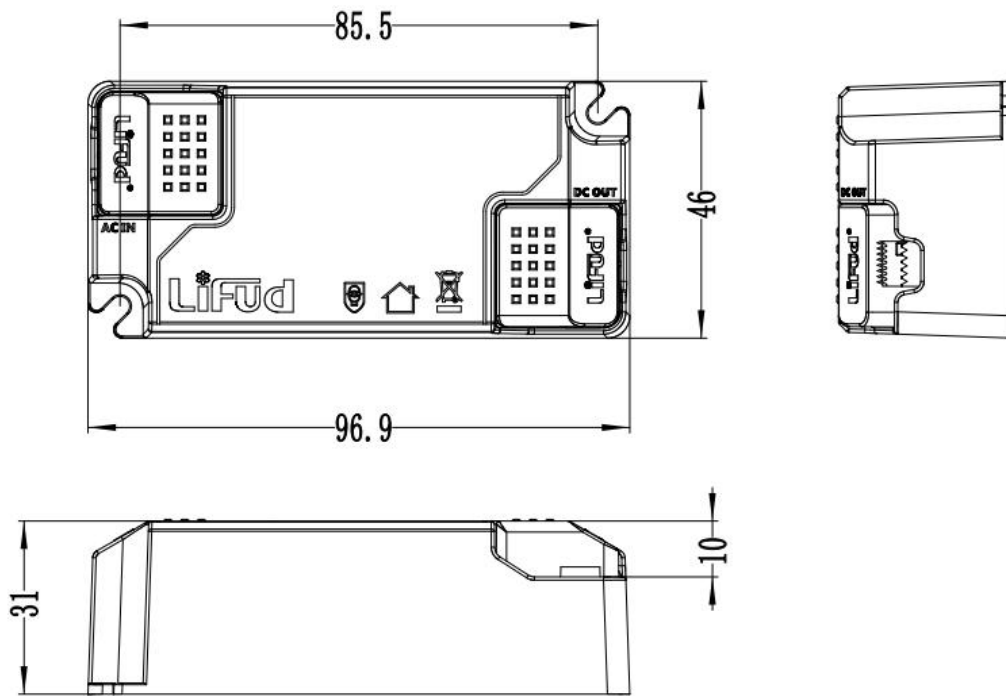
type	rank	relative driver quantities
B	10A	134 pcs
	13A	172 pcs
	16A	213 pcs
	20A	266 pcs
	25A	332 pcs
C	10A	221 pcs
	13A	287 pcs
	16A	362 pcs
	20A	443 pcs
	25A	553 pcs



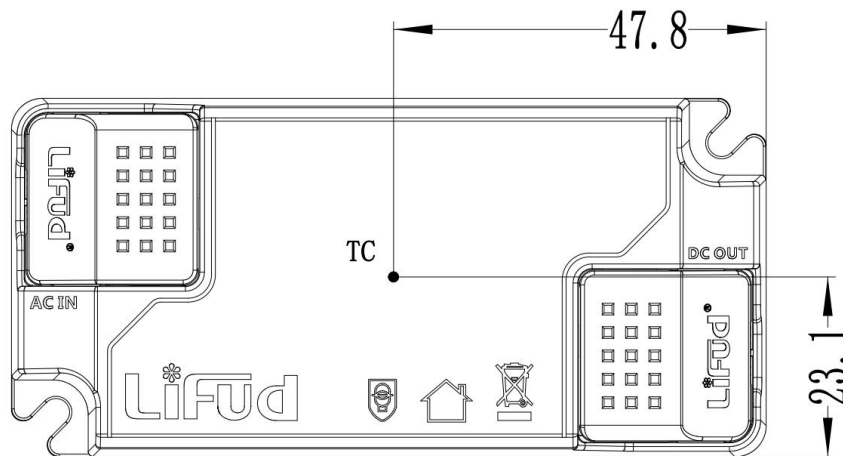
6. DIP Switch Table

DIP switch table				
Ta	Vo DC	Current	1	2
50°C	12-22V	350mA	ON	—
		300mA	—	—

7. Dimensions (unit: mm; tolerance: +0.5mm)



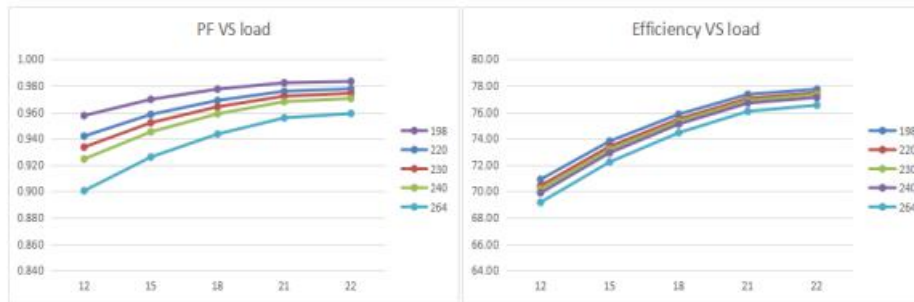
8. TC Point (on the top of LED driver's casing)



9. Packaging Specifications

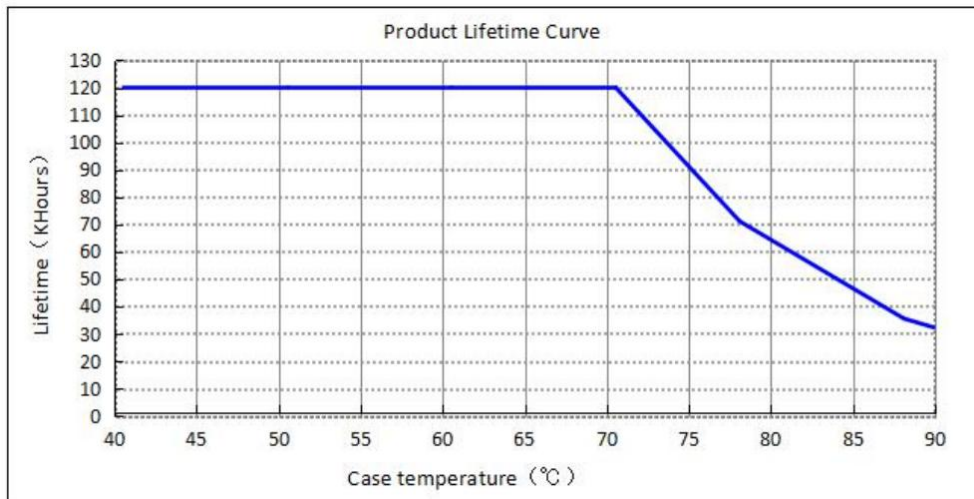
LF-GDE008YG(L)	
packaging dimensions	385*285*210mm (L*W*H)
quantity	15 pcs/layer; 90 pcs/ctn
weight	0.064 kg±5%/pc; 6.364 kg±5%/ctn

10. Product Feature Curves

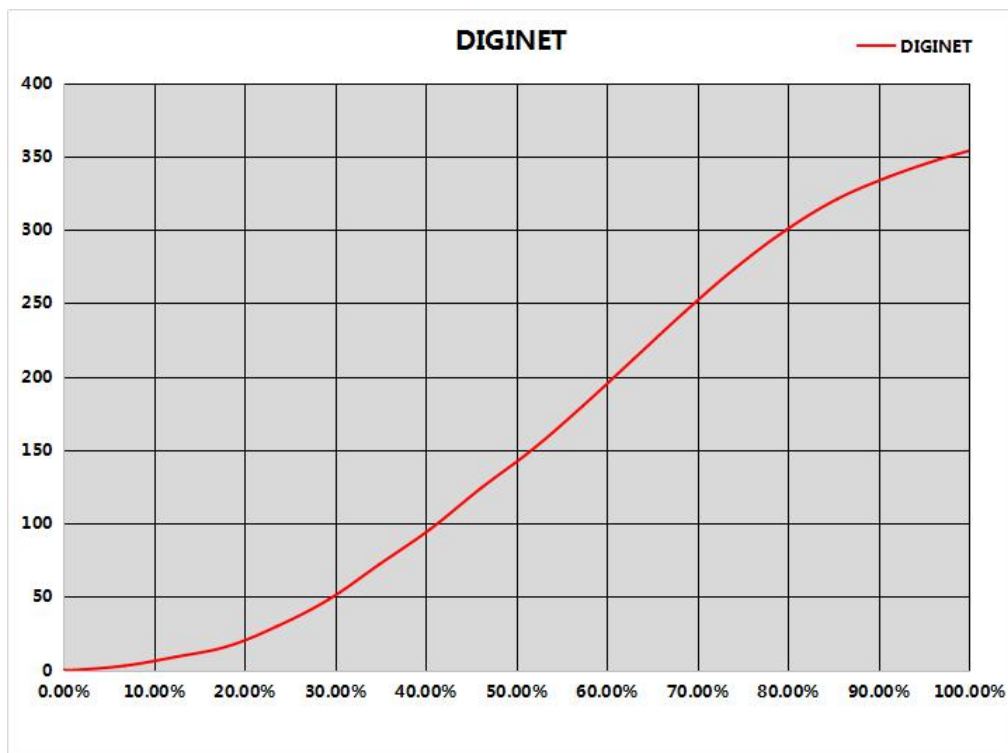
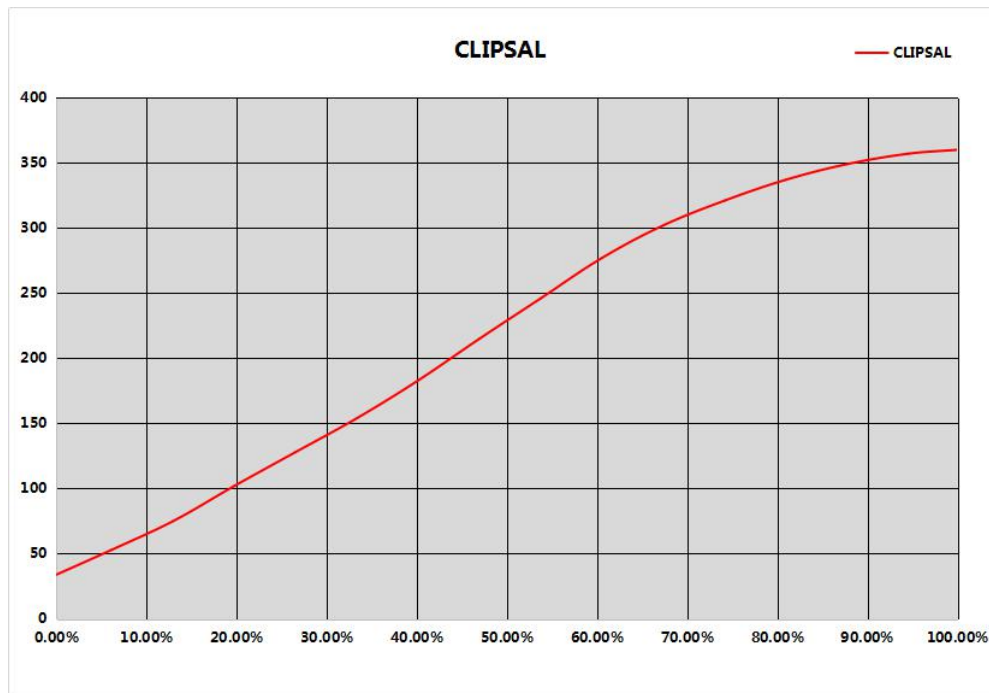


11. Lifetime Curve

The lifetime of the LED driver is calculated in a confined space when the casing temperature reaches 40°C, 50°C, 60°C, 70°C and 80°C.



12. Dimming Curves



1. Verified by Lifud team, this driver is compatible with these dimmers:

·CLIPSAL: 32E450UDM

·DIGINET: MEDM

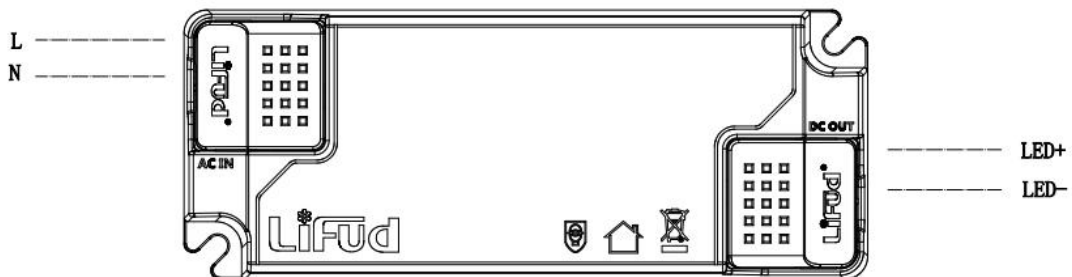
When the dimmer is started up, there will be output current overshooting. The overshooting amplitude is shown as follows. (Please choose proper LED beads according to their specifications. Feel free to contact Lifud team for technical support.)

Output Voltage	Output Current	
	300mA	350mA
12-15V start-up overshooting amplitude	≤35%	≤30%
15-22V start-up overshooting amplitude	≤15%	≤10%

2. If the end users do not use the dimmers mentioned above, it's necessary to test if the end users' dimmers are compatible with this driver. They can conduct the test by themselves or they can send the dimmers to Lifud team and we will conduct the tests for them.

3. The signature on this specification indicates that the customers have confirmed that this LIFUD driver is compatible with their dimmers. And thus Lifud will not be responsible for any quality complaint caused by incompatible dimmers.

13. Wiring diagram



14. Label

TRIAC Constant Current Dimming Driver
 Model: LF-GDE008YG(L) LED Driver(LED控制装置)

Preparation for input and output
7.5mm

Input Input: 220-240V ~ 50/60Hz Max. 0.1A

AC-L	Output Voltage: 12-22V \approx P rated: 7.7W(Max)	<table border="1" style="font-size: 8px;"> <tr><th>Rated(CC)</th><th>1</th><th>2</th></tr> <tr><td>350mA</td><td>on</td><td>-</td></tr> <tr><td>300mA</td><td>-</td><td>-</td></tr> </table>	Rated(CC)	1	2	350mA	on	-	300mA	-	-
Rated(CC)	1		2								
350mA	on	-									
300mA	-	-									
AC-N	U out: 50V PF: ≥0.9C ta: 50°C tc: 90°C										

0.75-1.5□ For LED modules only

Made in China (中国制造) • tc

For Australia and New Zealand, the marking label with 0.5-1.0□

Output
LED+
LED-

www.lifud.com

Remark: The final interpretation right of the contents of this data sheet belongs to Lifud Technology Co., Ltd.